



8th International Abilympics

Vocational Skills Contest

V27. Tailoring

1. Task Assignment

Use the provided materials to produce a 3-buttoned safari jacket as illustrated below. (A sample jacket will be displayed for reference.)





2. Allocated Time

Maximum 6 Hours (Time allocated for using cut-out material)









3. Requirements

- ① Overlock the seam allowance of the seam line.
 - ② Overlock the seam allowance of the arm holes.
 - ③ Outpockets must be attached on both sides of the jacket.
 - ④ The collar and the front closings and outpocket must be top stitched using the sewing machine. (Width of stitch 0.5cm)
 - ⑤ After folding the seam allowance of the bottom hems of the jacket and the sleeves, use a sewing machine to top-stitch. (Width of Seam allowance 2.5cm)
- ※ Contestants who would like to bring tools other than the specified must submit the tools to the judges and receive approval prior to the contest. However, the judges have the right to ban the use of tools which they believe will give the contestants an unfair advantage



4. List of Materials to be Provided

No.	Material	Picture	Specification	Unit	Qty per person	Qty for joint-use	Note
1	Fabric		Width 152cm x 180cm	Sheet	1		60 inches
2	Button		Diameter 2cm	Each	3		
3	Sewing thread		200m	Coil	1		
4	Hemming thread		20m	Coil	1		
5	Tacking thread		200m	Coil	1		
6	Thread for button holes		10m	Coil	1		
7	Thread for sewing buttons		10m	Coil	1		
8	Sewing needle		Industrial sewing needle #14	Each	2		For industrial use
9	Sleeve head		Finished	Each	2		
10	Bias tape		30m	Roll	1		
11	Fusible interfacing		Width 112cm x 150cm	Sheet	1		44 inches
12	Thread for overlocking		-	Coil	1.5	3 per 2 contestants	
13	Overlocking needle		DC x 1 14	Packet	2 packets for joint-use		

5. List of Tools to be Brought

No.	Tool	Picture	Specification	Unit	Qty	Note
1	Needle		Small, large	Each	1 each	Prepare spares
2	Chalk		-	Each	1	Prepare spares
3	Gimlet		-	Each	1	
4	Scissors		-	Each	1	For sewing
5	Thimble		-	Each	1	
6	Measuring tape		150cm	Each	1	
7	Straightedge ruler		50cm	Each	1	
8	Curved ruler		-	Each	1	
9	Ironing underlay and press cloths		-	Each	1 each	

6. List of Facilities Installed at Contest Site

No.	Equipment	Picture	Specification	Unit	Qty	Note
1	Worktable, chair		Height adjustable	Set	1 per contestant	
2	Industrial sewing machine		Height adjustable	Each	1 per contestant	

No.	Equipment	Picture	Specification	Unit	Qty	Note
3	Chair			Each	1 per contestant	
4	Overlock machine		Height adjustable	Each	1 per contestant	
5	Chair				1 per contestant	
6	Electric stand (portable)		40W	Each	1	
7	Steam iron		Electric (220V)	Each	1	
8	Sprayer			Each	1	For tailoring
9	Shoulder assistive tool			Each	1	For tailoring
10	Chest assistive tool			Each	1	For tailoring
11	Writing supplies			Set	1	
12	Body		Chest firth 39 inches	Each	1	Designated by Tailors Association
13	Water tank support for iron		170cm or higher, height adjustable			

7. Evaluation Criteria

No.	Main Items to be Evaluated	Marks
1	Attachment of Sleeves	25
2	Attachment of Upper collar	20
3	Processing seam allowance	10
4	Stitches by sewing machine & sewing buttons by hand	13
5	Solidness of finished Product	15
6	Accuracy of Dimensions	7
7	Producing & Positioning Pockets	10
Total		100

Task Drawing

