



8th International Abilympics

Vocational Skills Contest

V15. Dress Making – Advanced Course

1. Task Assignment

Women's Short-sleeved Jacket (4-buttoned Single Chanel Jacket)

2. Allocated Time

6 Hours

3. Requirements



- (1) Cut, stitch and complete the task. (Patterns are provided)
- (2) Overlock the seam allowance of the lower hem and blind-stitch by hand.
(seam allowance: 4cm)
- (3) Overlock the seam allowance of the sleeve hems and blind-stitch by hand. (Seam allowance: 4cm)
- (4) The seam allowance of the armhole(AH) must be overlocked.
- (5) Finish seam allowance of the side seams, shoulder seams and inner seams of the sleeves. Then, plain seam with the edges turned and stitched.
- (6) Attach fusible interfacing to the facing.
- (7) Stich 1 buttonhole on the top with 2 plies of thread, and the rest must be marked by tailor's tack thread.
- (8) Make a thread shank to sew 1 button on the top hem, and the rest must be marked by tailor's tack thread.

※ Note








- (1) Contestants must not disturb others by misbehaving during the contest

- (2) Contestants must not speak with one another, unless they are questioning the judge regarding the task.
- (3) Contestants must not use materials or tools other than those specified prior to the contest. If the contestant wants to participate in the contest with personal equipments, such as sewing machines or assistive devices, the contestant must notify the judges and receive approval before the contest.



4. List of Materials to be Provided










No.	Material	Picture	Specification	Unit	Qty per person	Qty for joint-use	Note
1	Fabric (100% wool)		Width 150cm x 150cm	Sheet	1	-	
2	Fusible interfacing		Width 110cm x 100cm	Sheet	1	-	
3	Sewing thread		Silk yarn 1,000m	Each	1	-	
4	Overlock thread		Polyester yarn	Each	-	3 per 5 contestants	
5	Button		Diameter 25mm	Each	2	-	
6	Needle (for sewing machine)		#11, #14	Each	1 each	-	
7	Hand needle		#5 (length 35mm, thickness 0.7mm), #8 (thickness 0.5mm)	Each	1 each		
8	Pattern paper		Vellum paper (whole paper)	Sheet	1	-	

5. List of Tools to be Brought

No.	Tool	Picture	Specification	Unit	Qty	Note
1	50cm Ruler		For work	Each	1	
2	Chalk		For work	Each	1	For sewing
3	Gimlet		For work	Each	1	For sewing
4	Thimble		For work	Each	1	For hand needle
5	Pencil		4B pencil	Each	1	
6	Tacking thread		For work	Coil	1/10	
7	(Industrial) Bobbin, bobbin case		For work	Each	1	

6. List of Facilities Installed at Contest Site

No.	Equipment	Picture	Specification	Unit	Qty	Note
1	Industrial standard sewing machine		Industrial standard	Each	1 per contestant	
2	Overlock machine		Industrial overlock machine	Each	1 per 5 contestants	

No.	Equipment	Picture	Specification	Unit	Qty	Note
3	Chair		For sewing machine	Each	1 per contestant	
4	Extension cord		220V	Each	1 per contestant	Machines & irons
5	Worktable		4×8 plywood	Each	1 per 2 contestants	
6	Hanger		For top	Each	1 per work	
7	Rack for hanger		For top 2m or longer	Each	1	For evaluation
8	Chair		For overlocking	Each	5	
9	Scissors		For sewing	Each	1	
10	Steam iron		220V	Each	1	
11	Ironing board		For work	Each	1	

7. Evaluation Criteria

No.	Main Items to be Evaluated	Marks
1	Cutting is proper according to the grainline on the pattern	5
2	Any stitches missed or left out	5
3	Overall outline of the seam line is straight	15
4	Position of the button holes and attachment of the buttons are appropriate	10
5	Finishing of neckline and facing is appropriate	20
6	Proper attachment of Sleeves	20
7	Both sides of the front are the same length	10
8	Overall Finishing is well done	15
Total		100

8. Drawing

