



8th International Abilympics

Leisure and Living Skills Contests

L35. Embroidery

1. Task Assignment

Draw a pattern on an A3 (29.7 X 42 Cm) sized silk, and then use the required embroidery techniques to design a “Decorative Embroidery”.

2. Allocated Time

6 Hours

3. Instructions





- A. Transfer the sketch of the design on to the silk with precision.
- B. Have good understanding of the design and think of the overall balance of the product, then use the following embroidery techniques to embroider.
 - Use all 10 embroidery techniques: outline stitch, satin stitch, long & short stitch, cross stitch, slanted flat stitch, chain stitch, honey comb stitch, french knot stitch, couching stitch and lazy daisy stitch.
 - Draw the sketch in the centre of the background fabric considering the fabric grain.
- C. Contestants must give shading, perspective and solidness to express the theme well with the given colored threads, considering the overall balance.

4. Requirements







- A. Use appropriate techniques for the product.
- B. Overall coloring must be well balanced considering the perspective, shading and solidness.

- C. Contestants must inspect the provided materials before the contest, and notify the judges for replacements if any defects are found. However, materials must not be replaced nor provided again during the contest.
- D. Contestants are not permitted to use the copy machine when transferring the sketch.
- E. The completed product must not be stained or marked, and contestants must submit their products after cleaning and tidying their working space.
- F. Timing of the contest will begin when the sketch is transferred, until the contestant submits the completed work.
- G. Contestants are expected to keep silent and are required to remain in their seats during the contest



5. List of Materials to be Provided

No.	Material	Picture	Specification	Unit	Qty per person	Qty for joint-use	Note
1	Pure Silk		Light Beige Pure Silk (55cm x 70cm)	Sheet	1		
2	Silk Thread (Yellow 1-3color)		Twisted threads	Bunch	5 per color (total 15)		
3	Silk Thread (Orange 1-3 color)		Twisted threads	Bunch	3 per color (total 9)		
4	Silk Thread (Red 1-3 color)		Twisted threads	Bunch	3 per color (total 9)		


No.	Material	Picture	Specification	Unit	Qty per person	Qty for joint-use	Note
5	Silk Thread (Green 1-3 color)		Twisted threads	Bunch	3 per color (total 9)		
6	Silk Thread (Olive-green 1-3 color)		Twisted threads	Bunch	3 per color (total 9)		
7	Silk Thread (Blue 1-3 color)		Twisted threads	Bunch	3 per color (total 9)		
8	Silk Thread (Brown 1-3 color)		Twisted threads	Bunch	3 per color (total 9)		
9	Silk Thread (Purple 1-3 color)		Twisted threads	Bunch	3 per color (total 9)		
10	Silk Thread (Black)		Twisted threads	Bunch	3 per color (total 3)		
11	Silk Thread (White)		Twisted threads	Bunch	3 per color (total 3)		



No.	Material	Picture	Specification	Unit	Qty per person	Qty for joint-use	Note
12	Embroidery Frame		External diameter 45cm x 45cm	Each	1		
13	Thumbtack			Pack	2		
14	Paper		Red A4	Sheet	2		
15	Pen, stencil pen, pencil		Office use	Set	1		
16	Scissors			Each	1		
17	Ruler		30 cm	Each	1		

6. List of Tools to be Brought

No.	Tool	Picture	Specification	Unit	Qty	Note
1	Needle			Each	1	
2	Thread cutter			Each	1	

7. List of Facilities Installed at Contest Site

No.	Equipment	Picture	Specification	Unit	Qty	Note
1	Worktable		1600mm x 750mm x 750 mm	Each	1 per contestant	

No.	Equipment	Picture	Specification	Unit	Qty	Note
2	Chair			Each	1 per contestant	
3	Embroidery work table		50×40cm (Height: front 75cm, back 85cm)	Each	1 per contestant	

8. Evaluation Criteria

No.	Main Items to be Evaluated	Marks
1	Precision of Technique	50
2	Color	15
3	Overall Balance	20
4	Cleanliness and Finishing	10
5	Central Alignment of the sketch considering the fabric grain	5
Total		100