

# **Family Violence: a Public Health Approach**

**Dr Cynthia Leung  
Family Health Service  
Department of Health**

# **A public health approach**

- **Magnitude of the problem**
- **Risk and protective factors**
- **Effectiveness of prevention strategies**
- **Implementation of effective programmes**

# Family violence

- **Victims of family violence are primarily children, female (male) spouses/intimate partners, and older adults (US Preventive Service Task Force, 2004)**

# Magnitude of the problem

The background is a blue gradient with a wavy, textured pattern. A horizontal line of ten small, light blue circles is positioned below the main text. The bottom right corner of the image is cut off, revealing a white background.

# Child abuse

- **Any act of commission or omission that endangers or impairs a child's physical/psychological health and development**
  - **Physical abuse**
  - **Neglect**
  - **Sexual abuse**
  - **Psychological abuse**

(SWD, 1998)

## Magnitude of the problem- child abuse

	<b>2005</b> (Jan – June)	<b>2004</b>	<b>2003</b>
<b>Physical abuse</b>	<b>222 (55%)</b>	<b>345 (56%)</b>	<b>277 (58%)</b>
<b>Neglect</b>	<b>25 (6%)</b>	<b>40 (6%)</b>	<b>20 (4%)</b>
<b>Sexual abuse</b>	<b>119 (29%)</b>	<b>189 (30%)</b>	<b>150 (31%)</b>
<b>Psychological abuse</b>	<b>13 (3%)</b>	<b>9 (2%)</b>	<b>4 (1%)</b>
<b>Multiple abuse</b>	<b>27 (7%)</b>	<b>39 (6%)</b>	<b>30 (6%)</b>
<b>Total</b>	<b>406 (100%)</b>	<b>622 (100%)</b>	<b>481 (100%)</b>

Newly registered child abuse cases (SWD)

# Magnitude of the problem – child abuse

- **2000 survey (Lau et al., 2005)**
  - **Student self-report**
  - **Corporal punishment by family members in the last 6 months – 4.1%**
  - **Beaten to injury without provocation by parents in the last 6 months – 2.9%**

**95 788 secondary school students**

**Selected using two-stage stratified cluster sampling method**

# Magnitude of the problem – child abuse

- **1995 survey (Tang 1998)**
  - **Parent telephone interview**
  - **Conflict Tactics Scale**
  - **Minor violence in the year surveyed – 526 per 1 000 children**
  - **Severe violence in the year surveyed – 461 per 1 000 children**

**1 019 households with children aged 16 or under**

**Selected randomly from the local telephone directory**



## **Magnitude of the problem – child abuse**

- **1998 survey (Tang, 1999)**
  - **Parent interviews**
  - **Conflict Tactics Scale**
  - **18.35% of the sample (n = 1 662) fulfilled the research criteria for child abuse (during the surveyed year)**

**1 662 parents of children aged 18 or under**

**Selected from Sub-Frame of Living Quarters by the Census and Statistics Department using the replicated systematic sampling method**

## **Magnitude of the problem – child abuse**

- **2003 – 2004 survey (Chan, 2005)**
  - **Child interview**
  - **Parent-Child Conflict Tactics Scale**
  - **Physical assault**
    - **Physical assault in the last 12 months – 23%**
    - **Very severe physical assault in the last 12 months – 4%**
  - **Psychological aggression in the last 12 months - 58%**
  - **Neglect in the last 12 months - 27%**

**1 484 households with 2 062 children aged 12 to 17**  
**Two stage stratified sample design**

## **Spouse battering**

- **In using violence or the threat of violence, physical or psychological harm is inflicted with the effect of establishing control by one individual over another.**
  - **Two partners who want to maintain a lasting relationship which is more than just brief encounter.**
    - **Physical violation**
    - **Sexual violation**
    - **Psychological abuse**
- (SWD, 2004)**

## Magnitude of the problem - spouse battering

	<b>2005 (Jan – June)</b>	<b>2004</b>	<b>2003</b>
<b>Physical abuse</b>	<b>1371 (84.6%)</b>	<b>2714 (80.5%)</b>	<b>2575 (78.0%)</b>
<b>Sexual violence</b>	<b>4 (0.2%)</b>	<b>4 (0.1%)</b>	<b>5 (0.2%)</b>
<b>Psychological violence</b>	<b>149 (9.2%)</b>	<b>348 (10.3%)</b>	<b>365 (11.1%)</b>
<b>Multiple violence</b>	<b>96 (5.9%)</b>	<b>305 (9.0%)</b>	<b>353 (10.7%)</b>
<b>Total</b>	<b>1620</b>	<b>3371</b>	<b>3298</b>

## **Magnitude of the problem – spouse battering**

- **1998 survey on pregnant women (Leung, Leung, Lam & Ho, 1999)**
  - Interviews
  - Abuse Assessment Screen
  - History of abuse – **17.9%**
  - Abused in the last year – **15.7%**
  - Abused during current pregnancy – **4.3%**

**631 women attending first antenatal clinic in a public hospital**

## **Magnitude of the problem – spouse battering**

- **1996 survey on wife abuse (Tang, 1999)**
  - **Telephone interviews**
  - **Conflict Tactics Scale**
  - **At least one incident of verbal abuse during the survey year – 67.2%**
  - **At least one incident of physical abuse during the survey year – 10%**

**1 132 married women aged 18 or over**

**Selected randomly from the local telephone directory**

## **Magnitude of the problem – spouse battering**

- **2003 – 2004 survey (Chan, 2005)**
  - Interviews
  - Revised Conflict Tactics Scales (CTS2)
  - Overall - 7%
  - Physical assault in the last 12 months - 4.5%
  - Physical injury in the last 12 months - 2%
  - Sexual coercion in the last 12 months - 3%

**5 049 adults who were married, or cohabitating , or with children**

**Two stage stratified sample design**

# Challenges

- Common definition
- Valid measurement tools

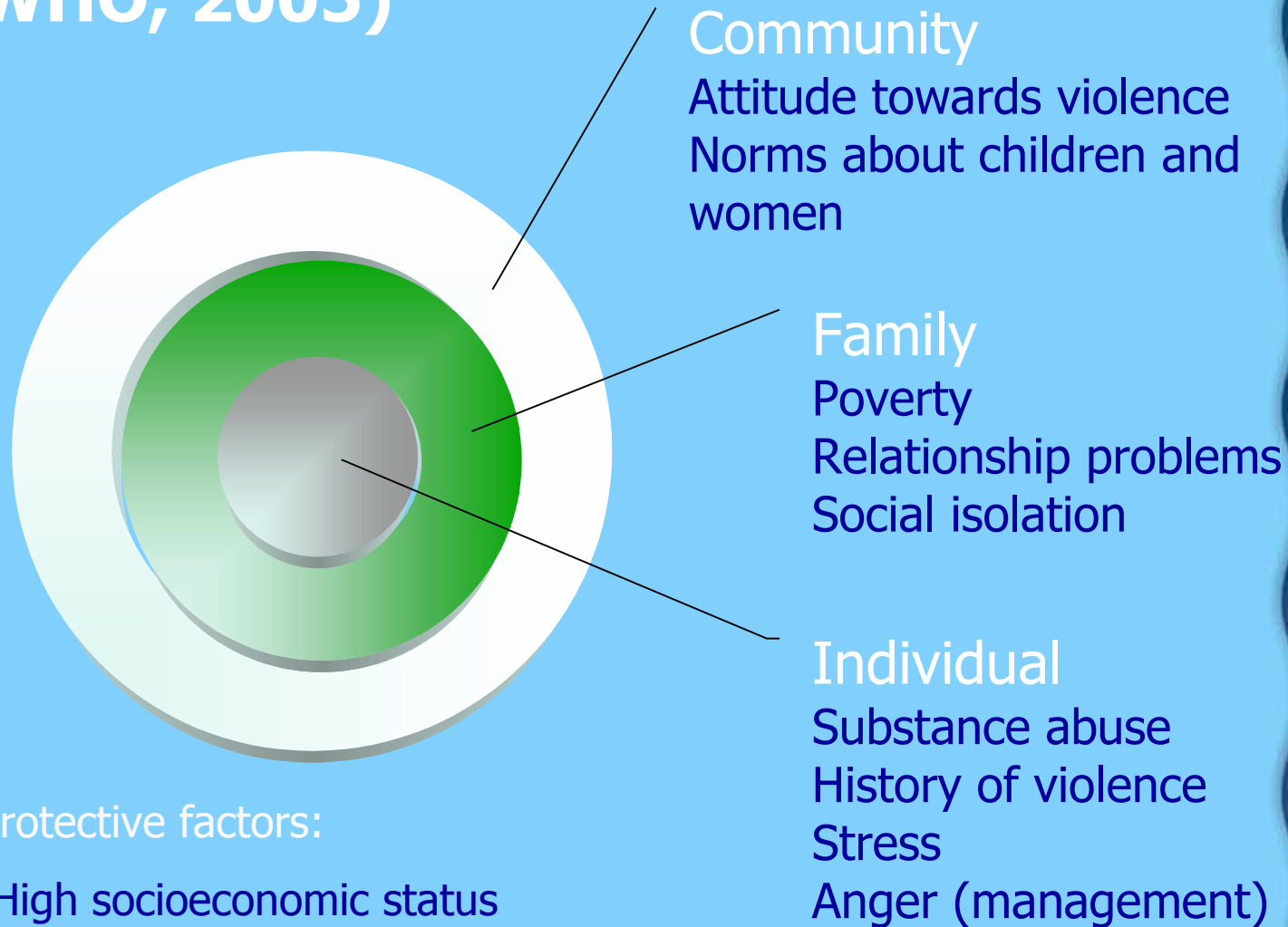
- Trends
- Effectiveness of prevention programmes



# Risk and protective factors

The background features a blue gradient with wavy, layered patterns. A horizontal line of ten blue circles is positioned below the title. The bottom right corner of the slide is torn away, revealing a white background.

# Risk and protective factors (USPSTF, 2004; DHHS, 2003, 2004; WHO, 2005)



Protective factors:

- High socioeconomic status
- Social support/supportive family relationships

## **Local studies**

- **Mainly on family and individual variables**
- **Mostly cross-sectional studies**
- **Largely consistent with overseas literature**

**(Chan, 1994; Tang & Davis, 1996; Tang, 1996, 1999; Leung et al, 1999; Chan, 2005)**

# Challenges

- **Longitudinal studies**
- **Theoretical models**
- **Changeable factors**

# Effective prevention strategies



## Prevention strategies – child abuse

- **Intensive home visit programmes by nurses beginning in the prenatal period and extending until the child is 2 years old**
  - **First time mothers**
    - Age less than 19 years
    - Lone parent
    - Low socioeconomic status
  - **Randomized controlled trial (RCT)**  
**(Systematic reviews - MacMillan with the Canadian Task Force on Preventive Health Care, 2000; USPSTF, 2004)**

## Prevention strategies – child abuse

- **Parenting programmes (emerging evidence – RCTs)**
  - **Parent Child Interaction Therapy (Chaffin, Silovsky, Funderburk, Valle, Brestan & Balachova et al., 2004)**
  - **Positive Parenting Programme (Sanders, Pidgeon, Gravestock, Connors, Brown & Young, 2004)**

# Local studies - Positive Parenting Programme

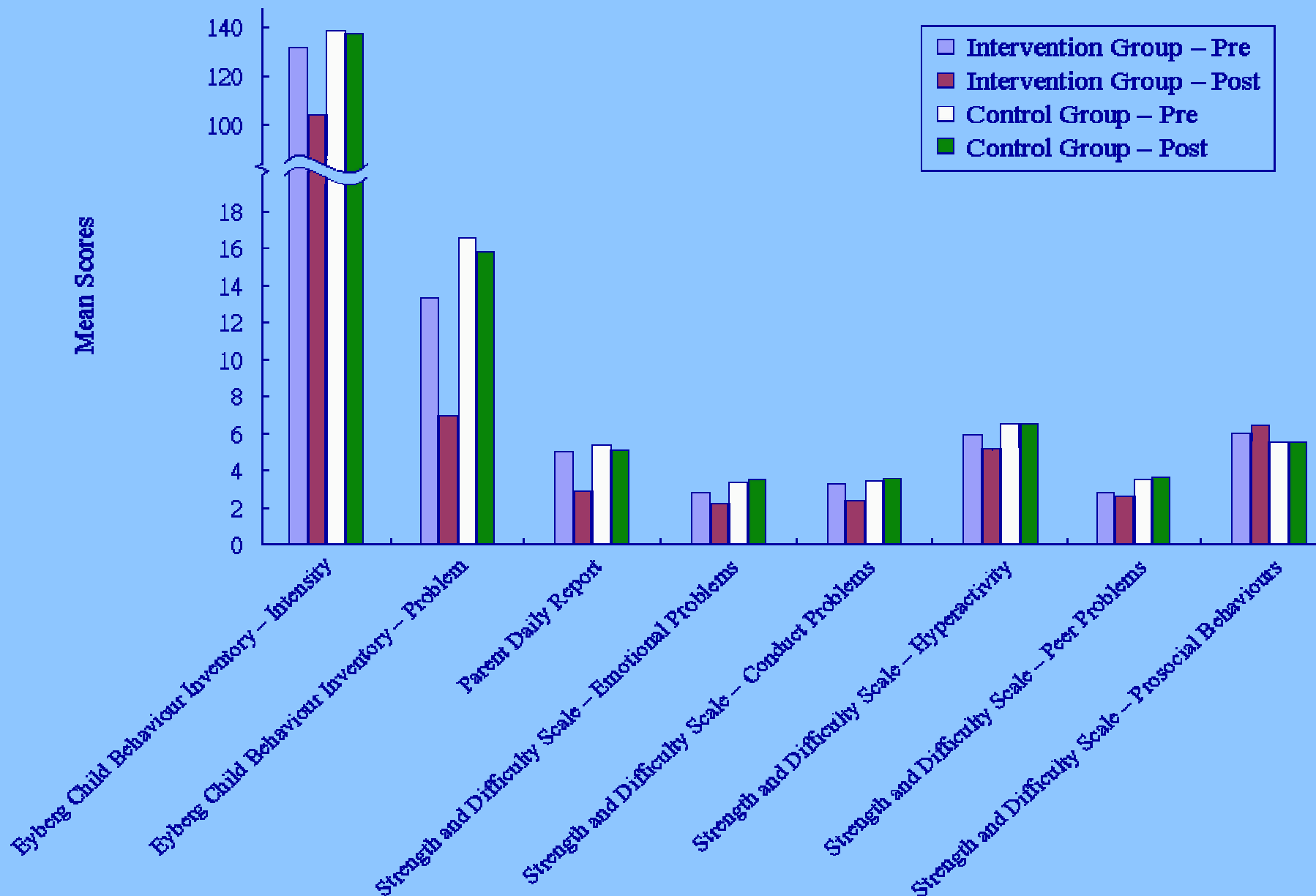
- **Efficacy study**

- **Participants - 69 parents with children between 3 to 7 years old**
  - **Recruitment by health professionals in MCHC and CAC**
  - **Random assignment to intervention and control groups**
  
- **Measures - Completion of pre-intervention and post-intervention questionnaires on**
  - **Child behaviour problems**
  - **Parenting sense of competence**
  - **Parenting practices**
  - **Marital relationship**

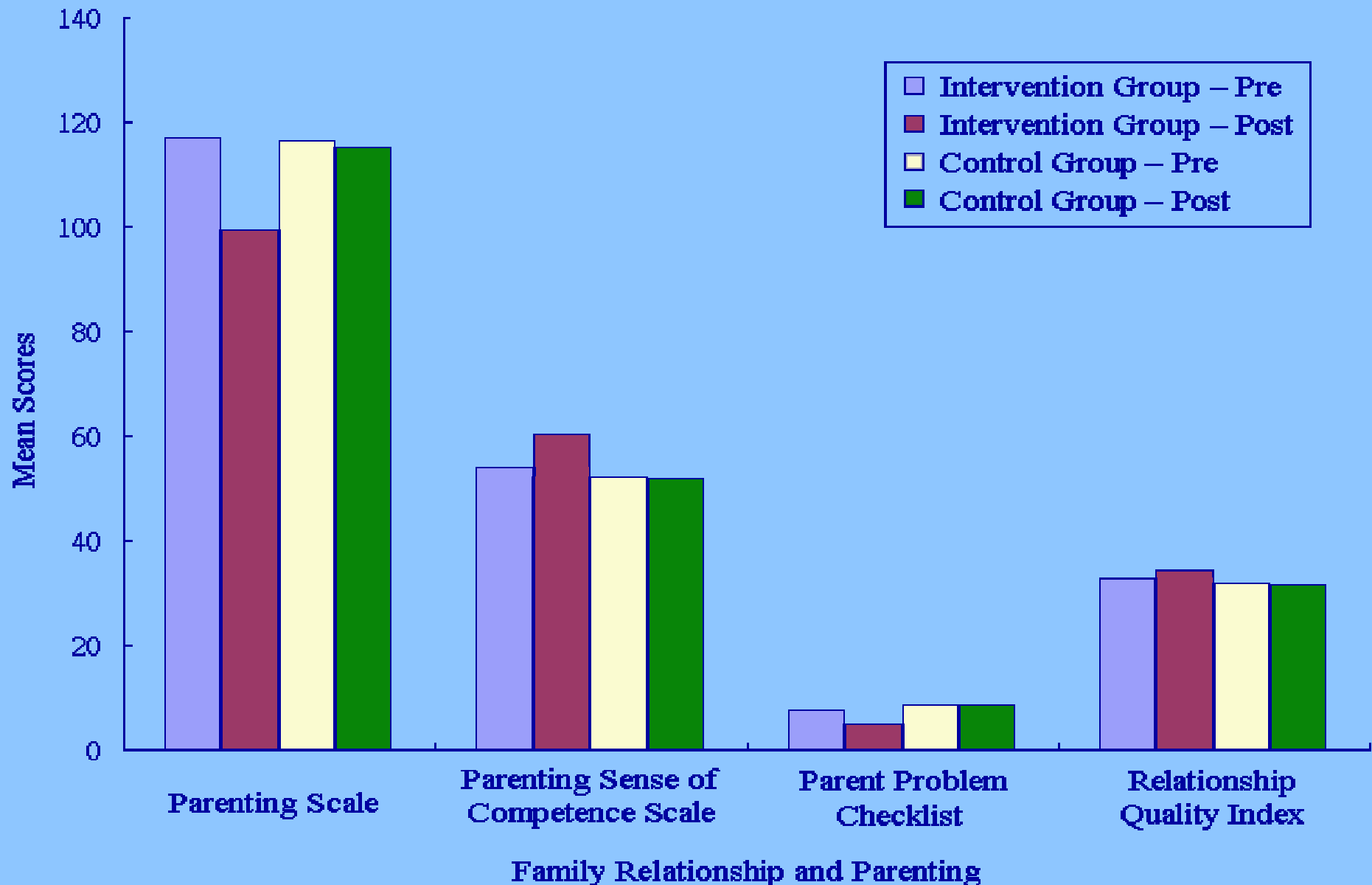
(Leung, Sanders, Leung, Mak & Lau, 2003)



# Pre and post changes in child behaviour measures



# Pre and post changes in parenting and marital relationship measures



## **Prevention strategies – spouse battering**

- **Unclear evidence on public education programmes (systematic review - Wathen & MacMillan, 2003)**
- **Insufficient evidence on prevention programmes for pregnant or non-pregnant women (systematic review - CTFPHC, 2003)**
- **Fair evidence on advocacy programme for women who have spent at least 1 night in shelter (systematic review - CTFPHC, 2003, Sullivan & Bybee, 1999)**

## Prevention strategies – spouse battering

- **Small effect size for batterer interventions (meta-analysis - Babcock, Green & Robie, 2004)**
- **Little/unclear evidence on legal interventions, e.g. reporting requirements, specialized courts, criminal prosecutions (Mears, 2003)**

## **Local studies - Batterer intervention programmes**

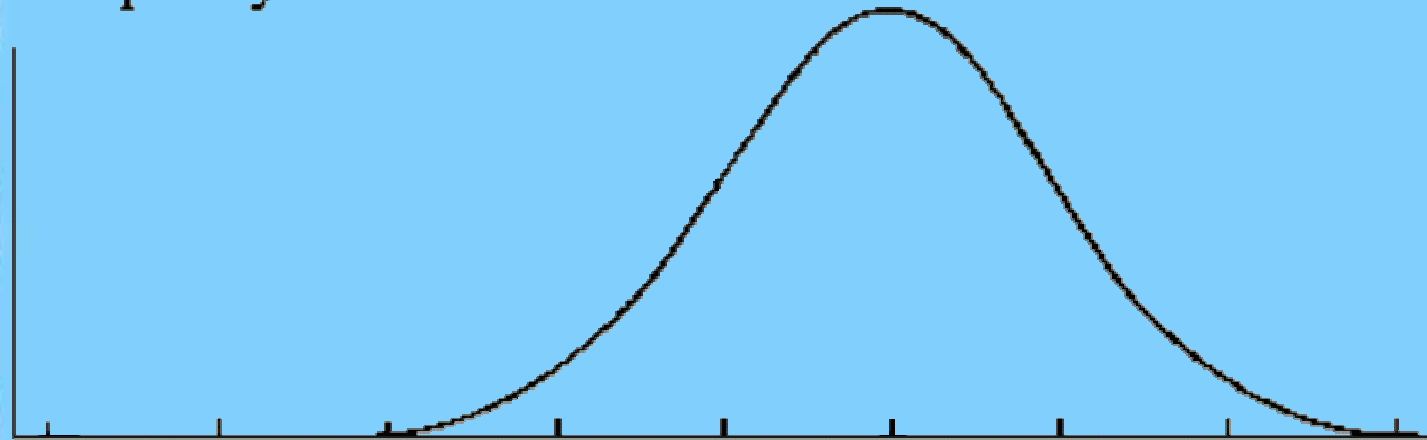
- **Chan (2003)**
  - **Single group pre-test and post-test design, no control group**
  - **Significant decrease in physical assault and psychological aggression among those with complete data (13 out of 17)**
- **Chan & Harmony House (2005)**
  - **Downward trend in physical and sexual abuse, especially in first three months**
  - **Emotional abuse began to drop after three months**
  - **15 out of 154 users stayed till 9 months**

# Challenges

- **Rigorous evaluation of local prevention programmes**
- **Population approach (child abuse)**

# Population approach

Frequency



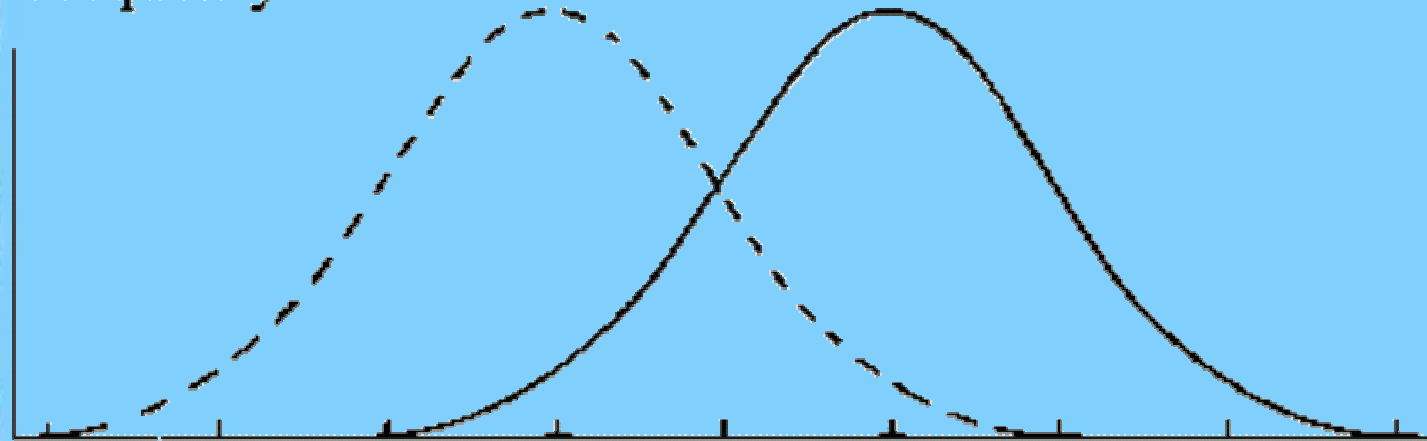
no use  
at all

severe

Physical  
Punishment

# Population approach

Frequency



no use  
at all

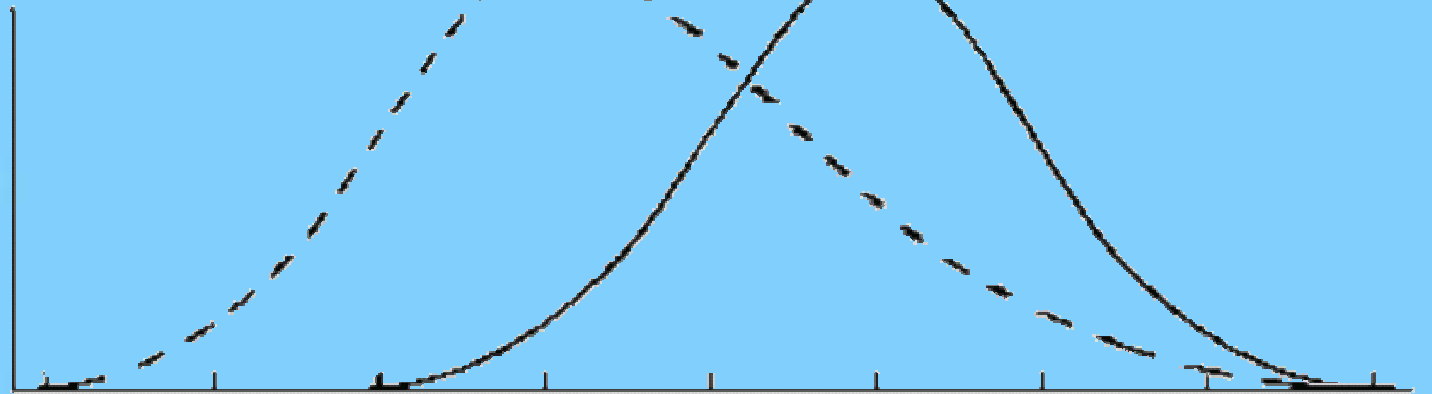
severe

Physical  
Punishment



# Population approach

Frequency



no use  
at all

severe

Physical  
Punishment

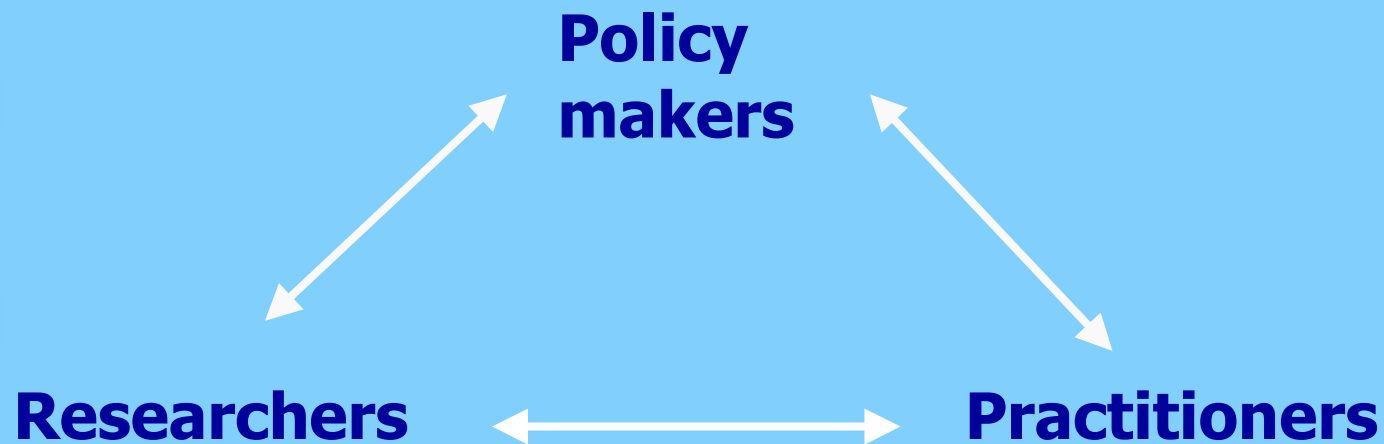
# Implementation of effective programmes



# Implementation

- **Partnerships**

- **Inter-sectoral & inter-disciplinary partnership**
- **Links between policy, research and practice**



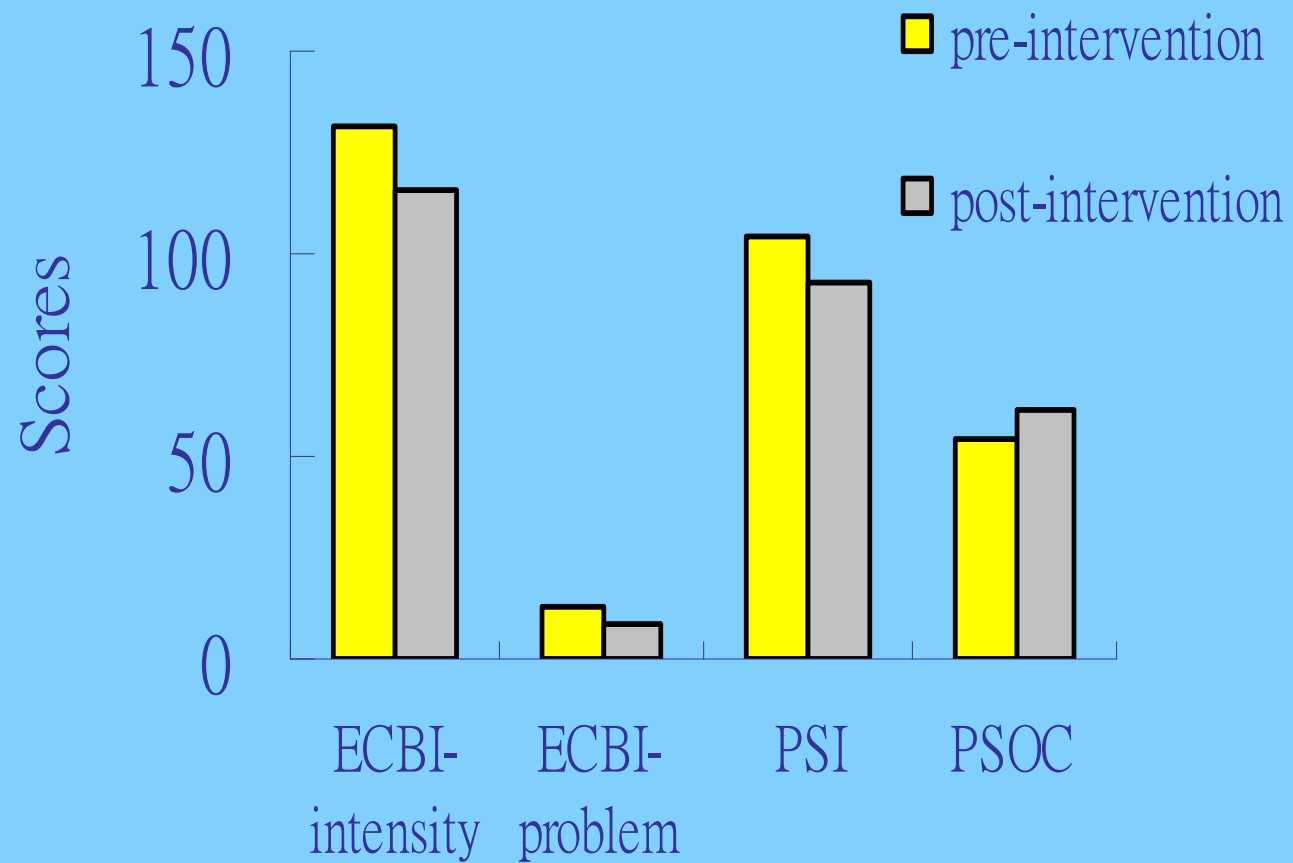
# Research / Policy / Practice

- **Evidence of effectiveness of parenting programmes**
- **2001 Policy Objective – to implement a territory-wide parenting programme in 2002-2003**
- **Implementation of parenting programmes in Maternal and Child Health Centres**
- **Ongoing evaluation**

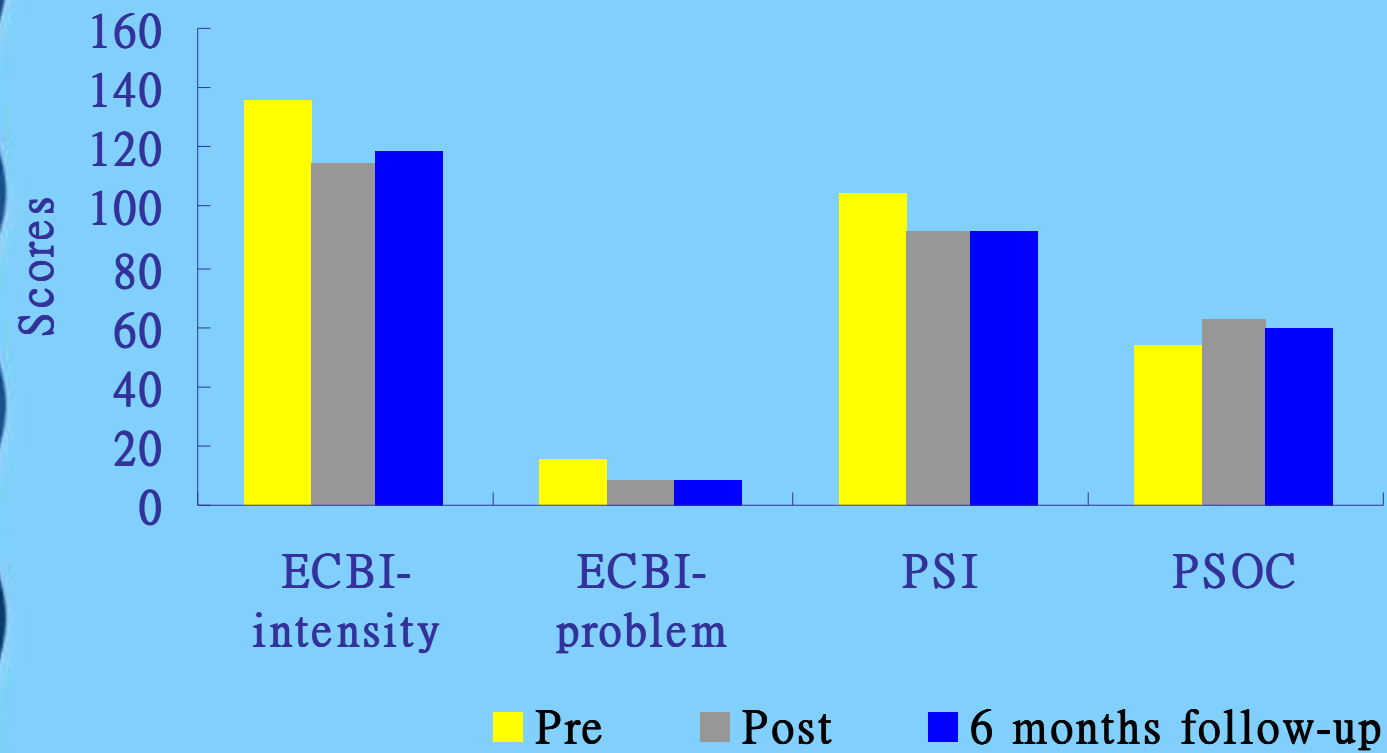
# Research informing practice

- **Ongoing evaluation of Triple P - database on pre- and post- Triple P group measures of child behaviour and parenting**
- **1137 clients with complete data**
- **Measures**
  - **Eyberg Child Behaviour Inventory (ECBI)**
  - **Parenting Stress Index (PSI)**
  - **Parenting Sense of Competence (PSOC)**
  - **Demographic information**

# Pre and post intervention scores



# Maintenance of gains

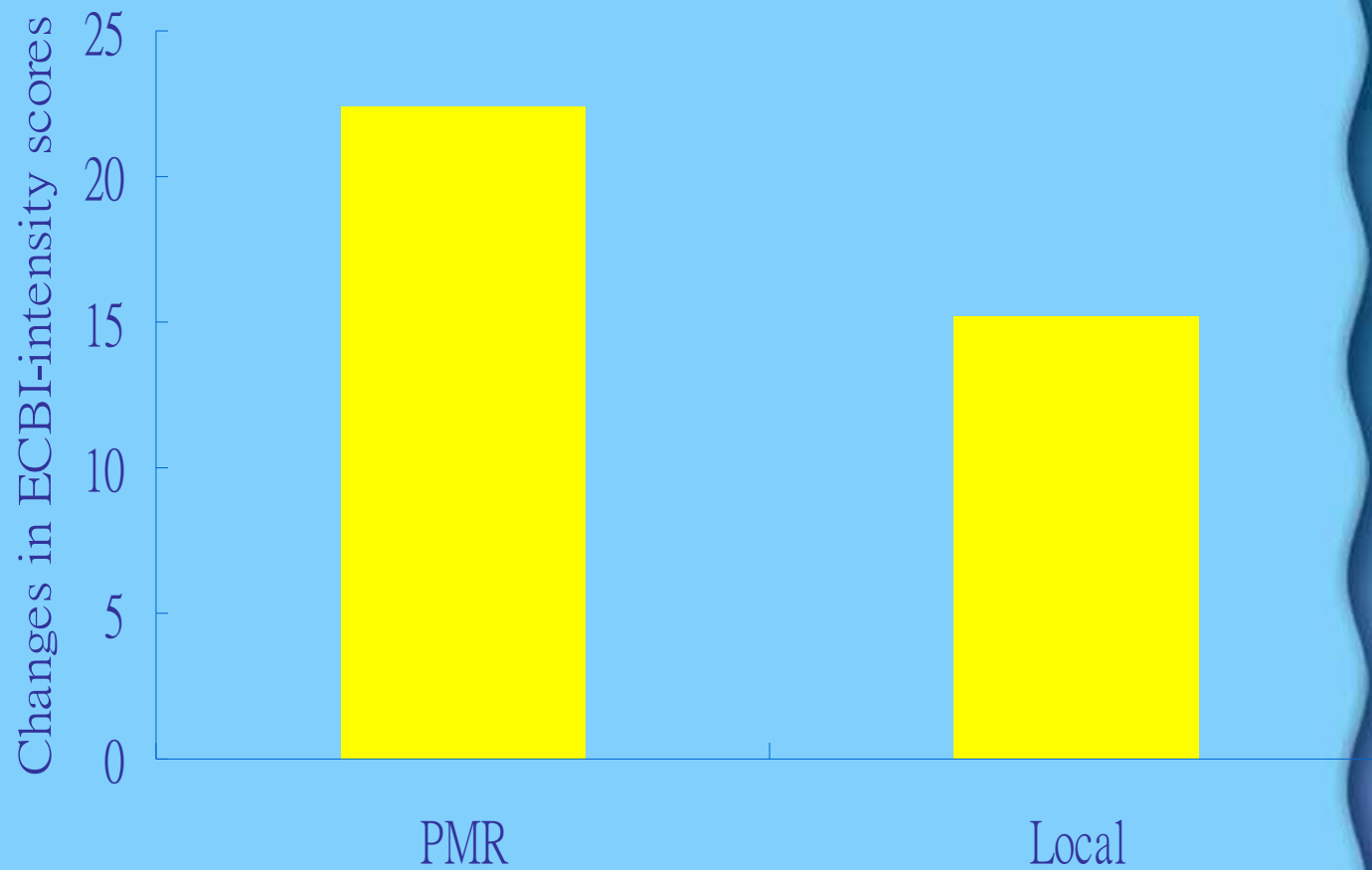


## **Research informing practice - factors associated with clinical outcome**

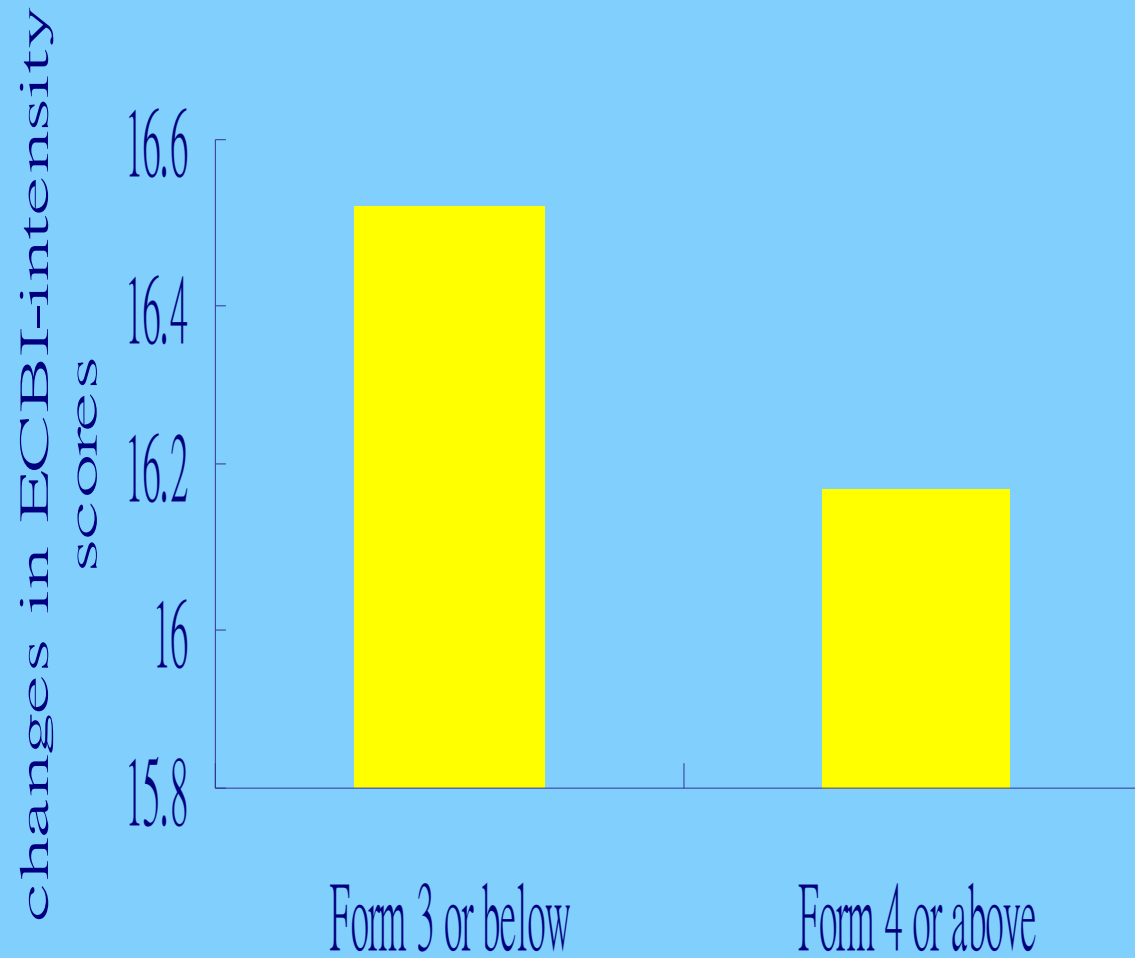
- **Residential status**
- **Parent education level**
- **Session attendance**
- **Pre-intervention parenting stress scores**



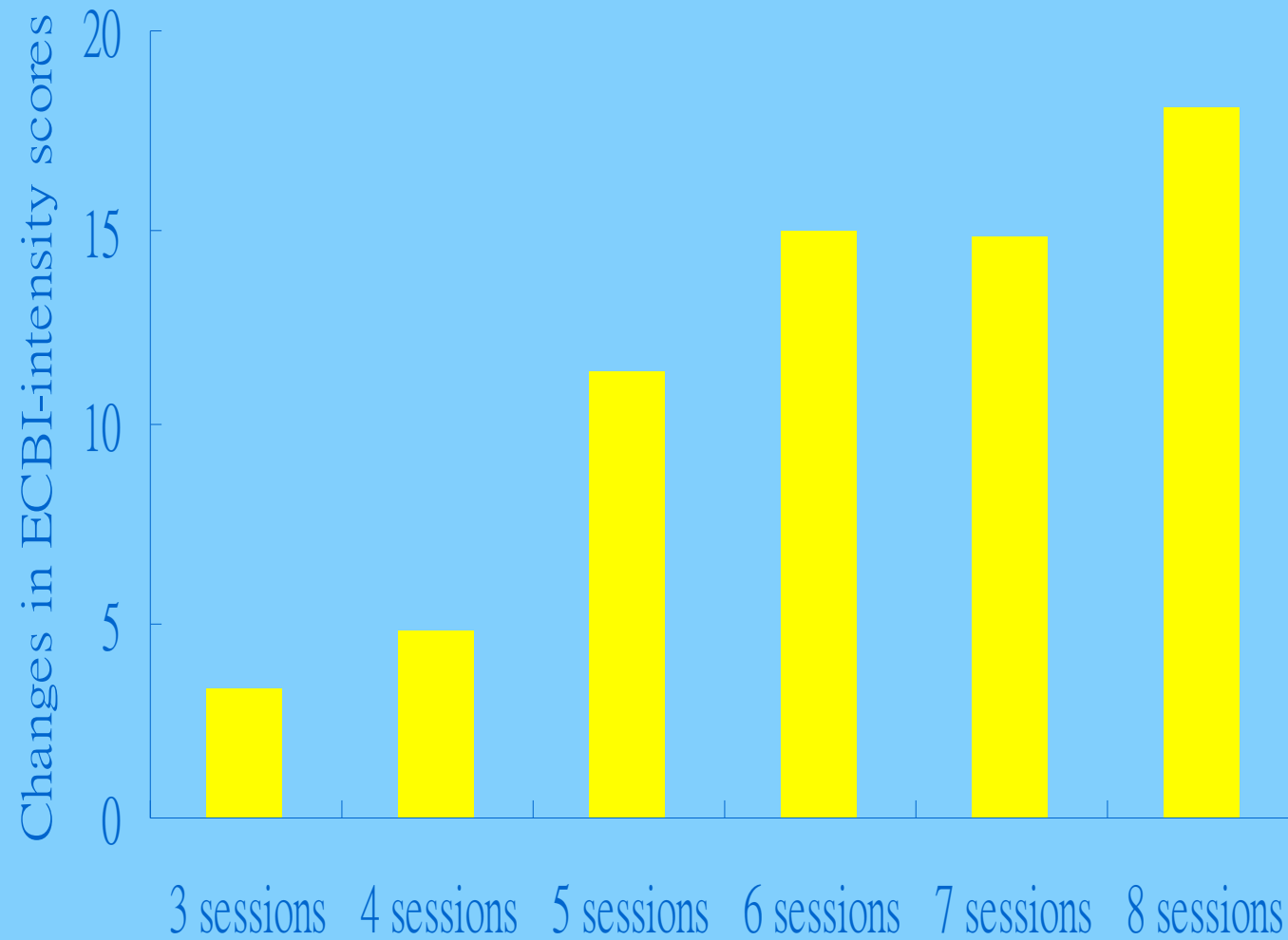
# Change by parent residential status



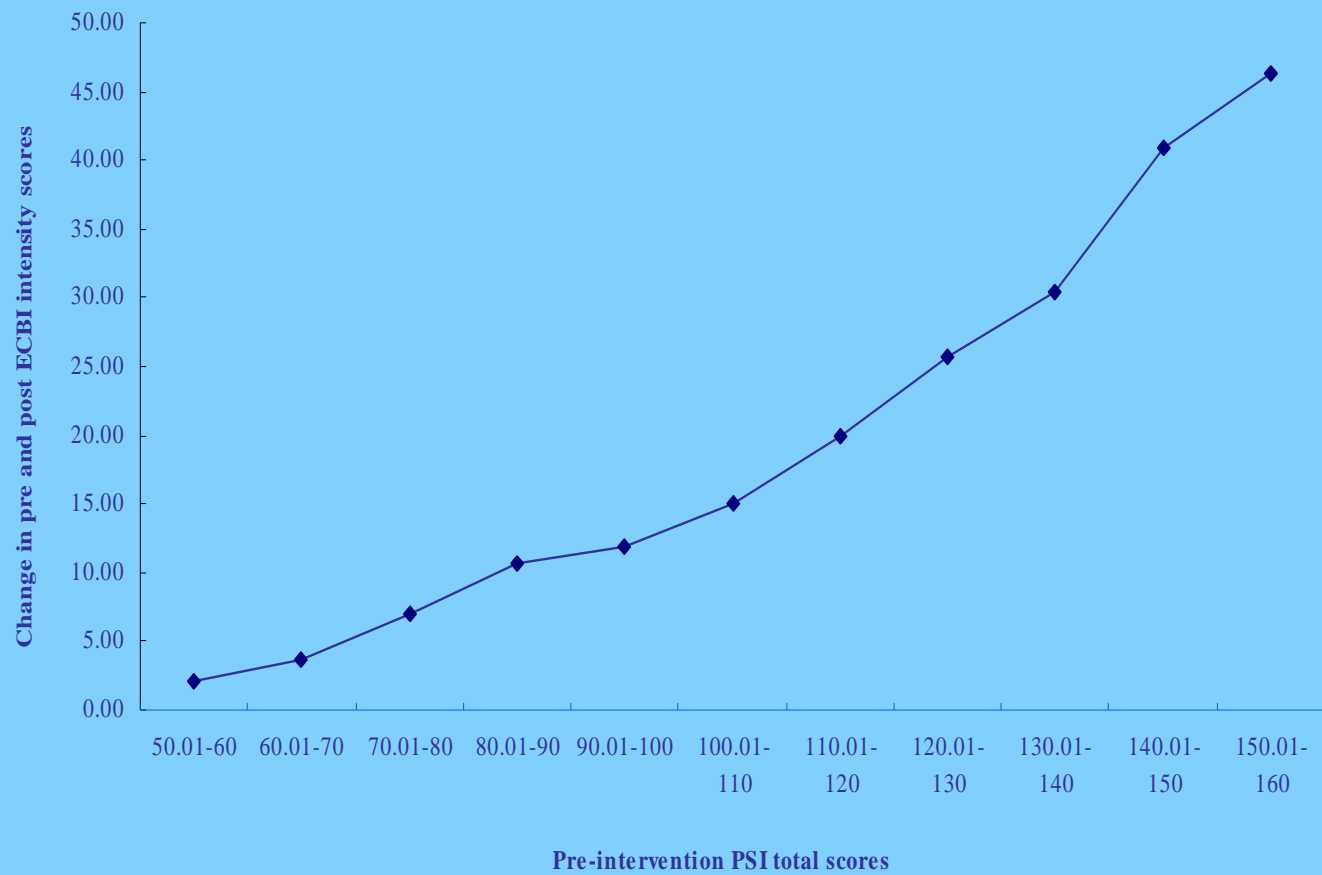
# Change by mother education level



# Change by session attendance



# Change by pre-intervention PSI scores



# Challenges

- **Strengthen inter-sectoral & inter-disciplinary collaboration**
- **Continuous dialogue between researchers, policy makers and practitioners**
- **Research on**
  - **What works**
  - **For whom it works**
  - **Under what conditions**

**Thank you**