



Family Survey 2013

- Why Family Survey? Evidence-based family policies and services
- Lack of regular family surveys in Hong Kong
- Focus:
 - Importance of Family
 - Parenthood
 - Family Functioning and Satisfaction with Family Life
 - Balancing Work and Family
 - Social Support Network

Survey Methodology

3

Sampling Design

- Questionnaire Survey to gather quantitative information
- 2-stage stratified random sampling
- Stratification by districts and type of quarters
- Sampling frame from the Census & Statistics Department
- One respondent aged 15 or above randomly selected from each household, based on birthday method
- Effective sample size: 2,000
- Response rate: 66%

4

Enumeration Results

	Number	%
Total no. of living quarters (LQs) sampled	3,600	100.0
No. of invalid LQs excluded	597	16.6
No. of eligible LQs	3,003	83.4
Total no. of valid LQs	3,003	100.0
No. of LQs refused to be interviewed	324	10.8
No. of non-contact LQs	679	22.6
No. of LQs successfully enumerated	2,000	66.6
No. of respondents successfully interviewed	2,000	

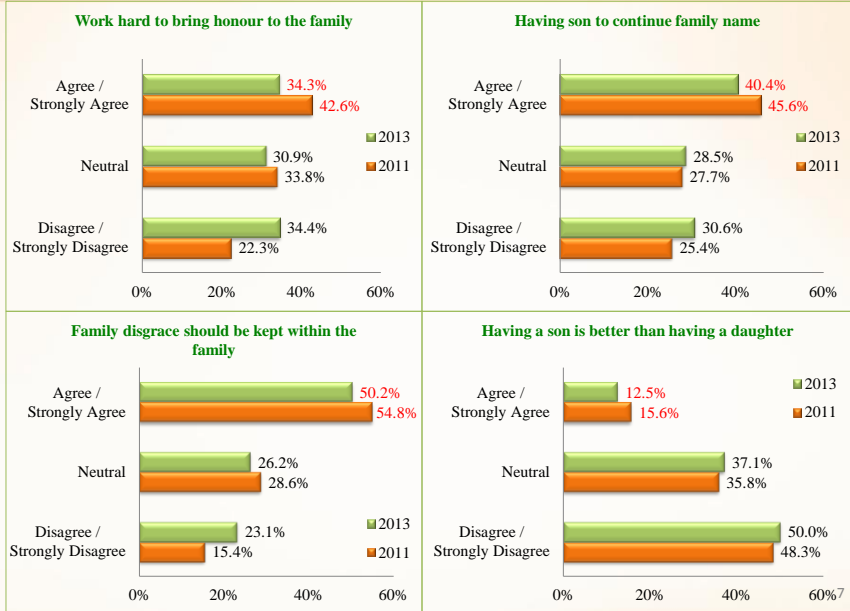
5

Importance of Family

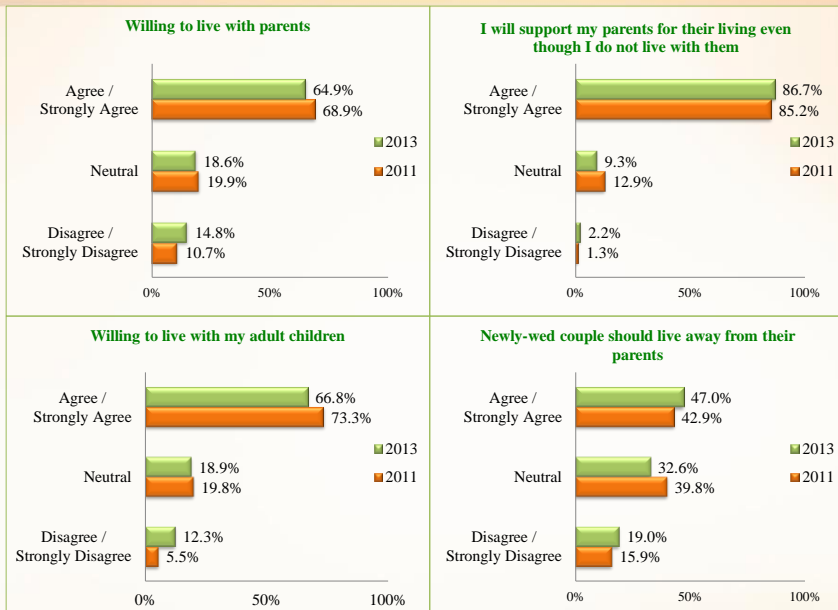
Cultural and Social Changes

6

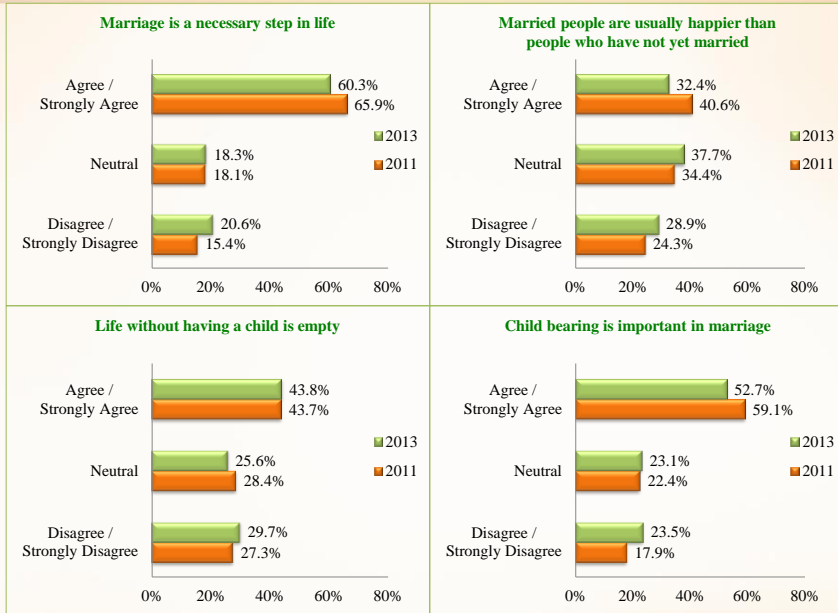
Attitudes towards Traditional Family Values



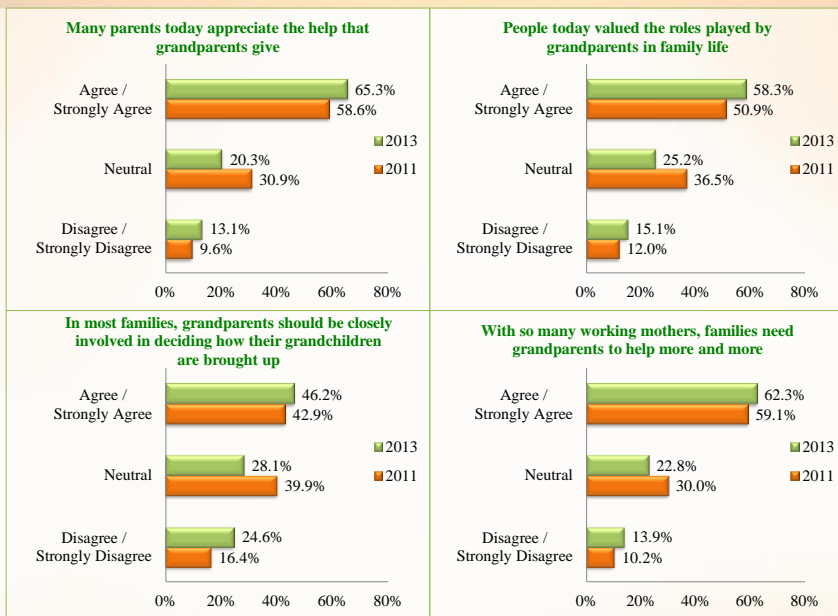
Attitudes towards Living with Parents



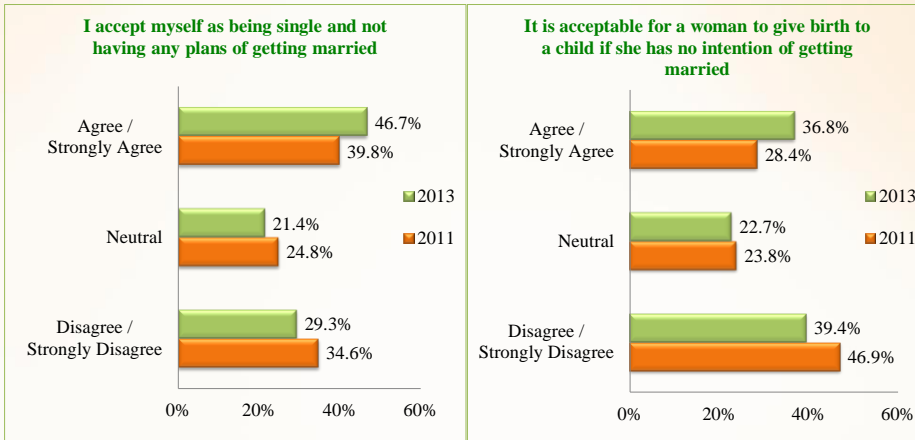
Attitudes towards Marriage and Having Child



Attitudes towards Involvement of Grandparents in Family Matters

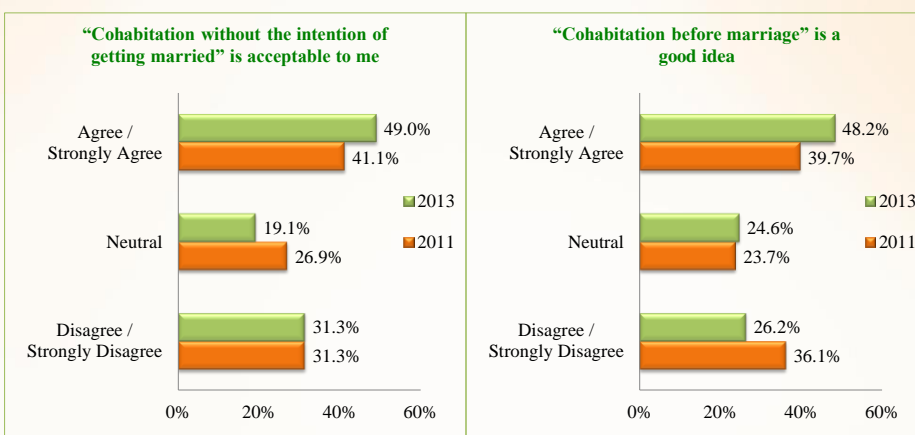


Attitudes towards Singlehood

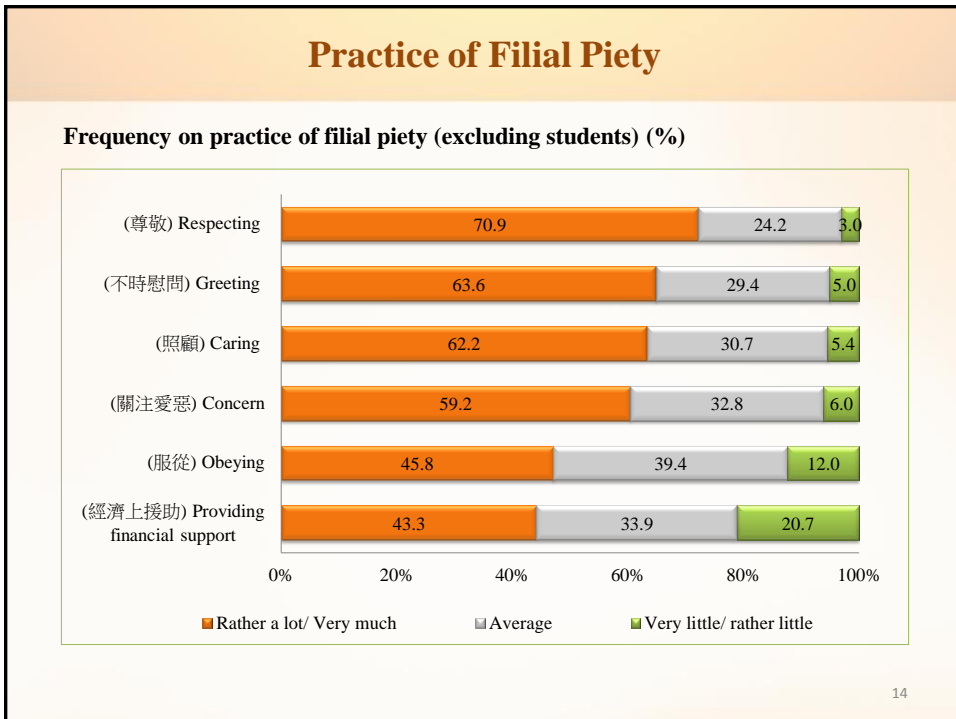
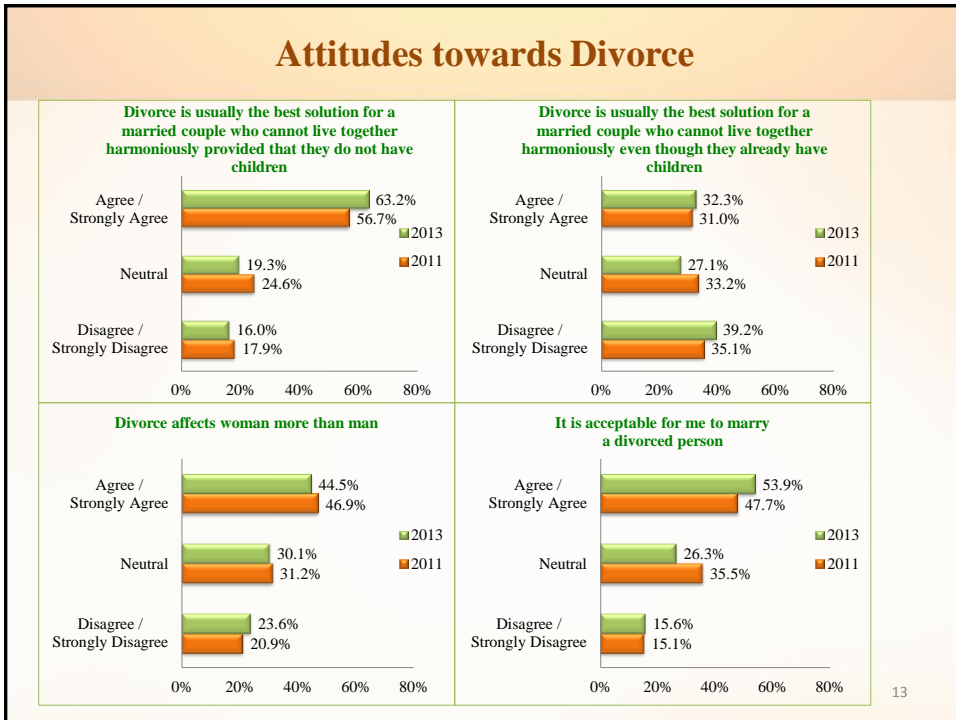


11

Attitudes towards Cohabitation

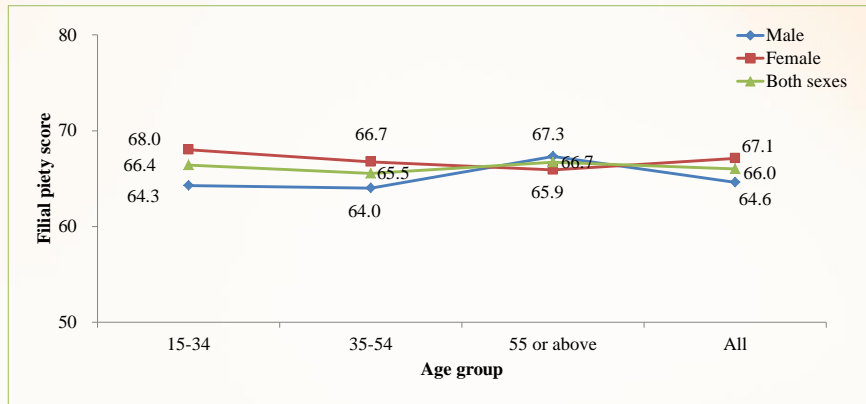


12



Practice of Filial Piety

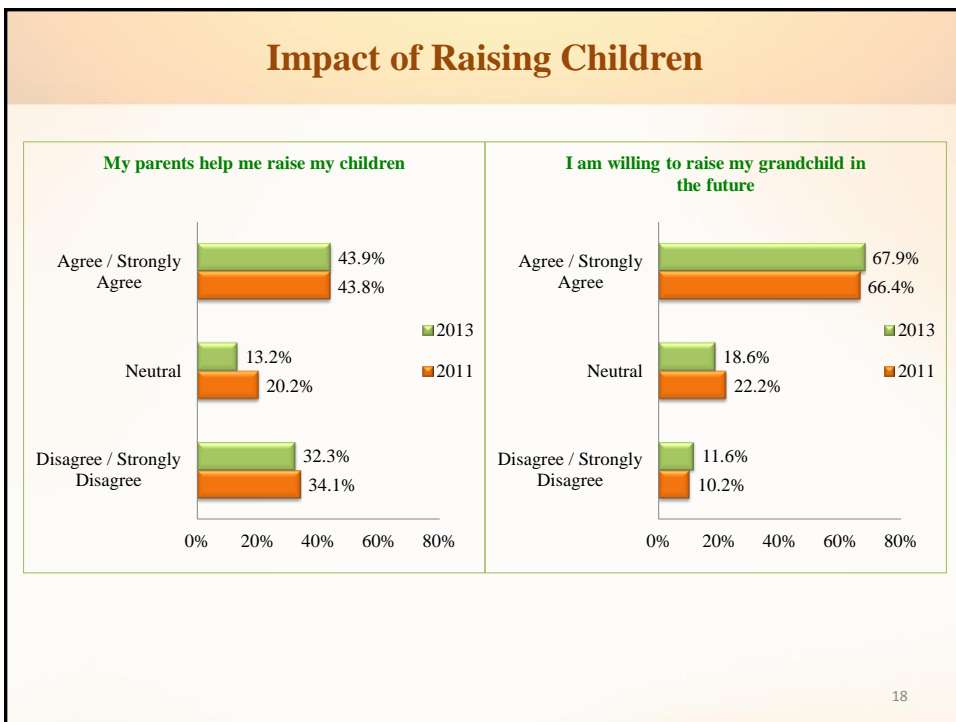
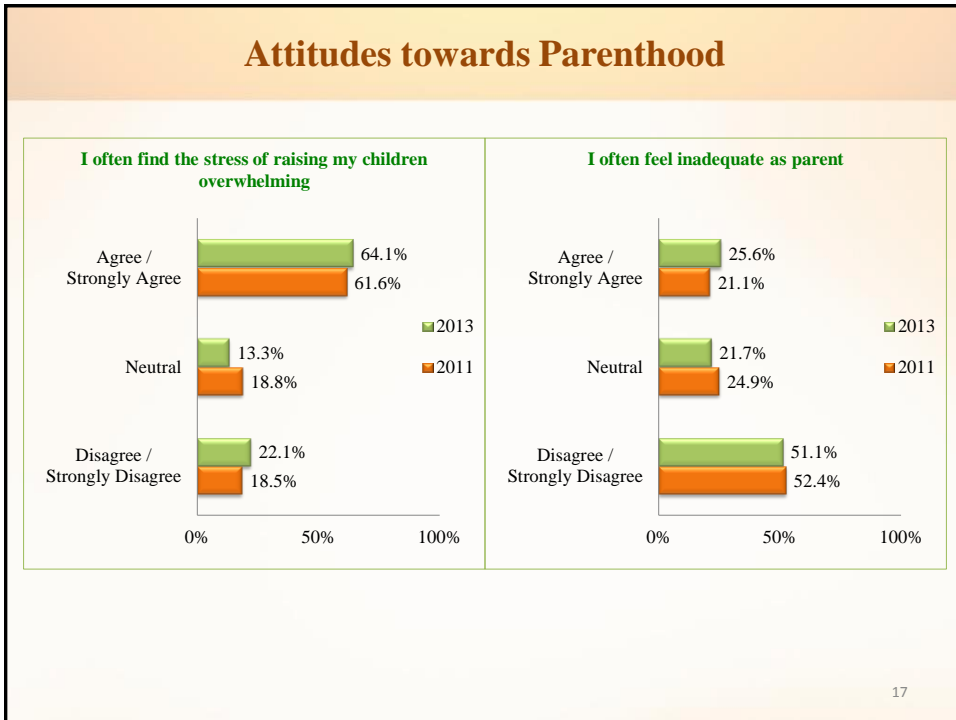
Filial piety Score (excluding students) by gender and age group (%)

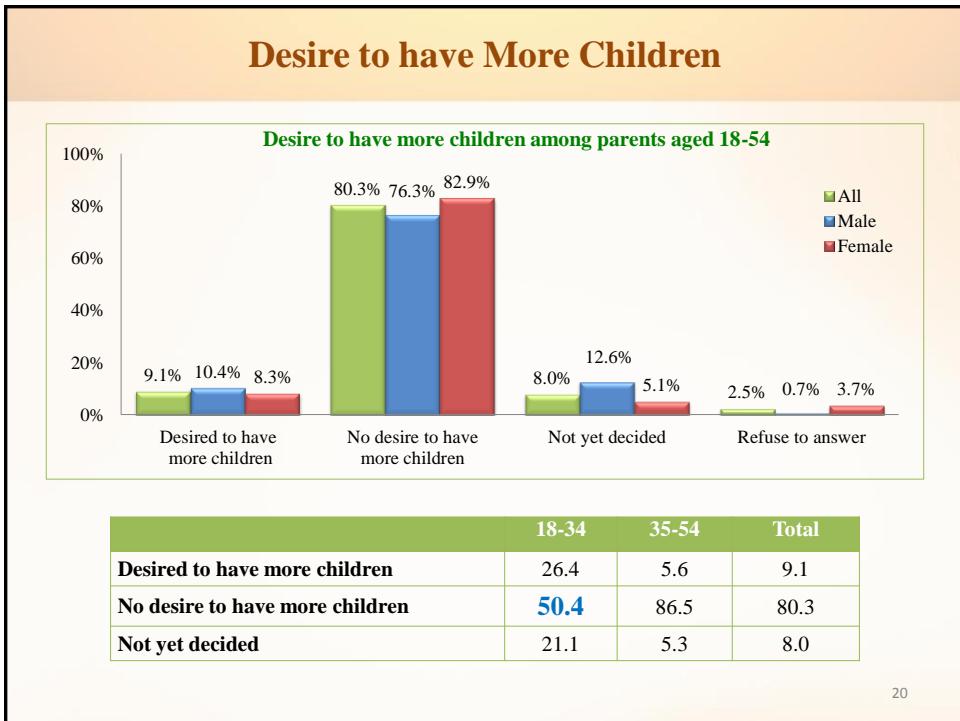
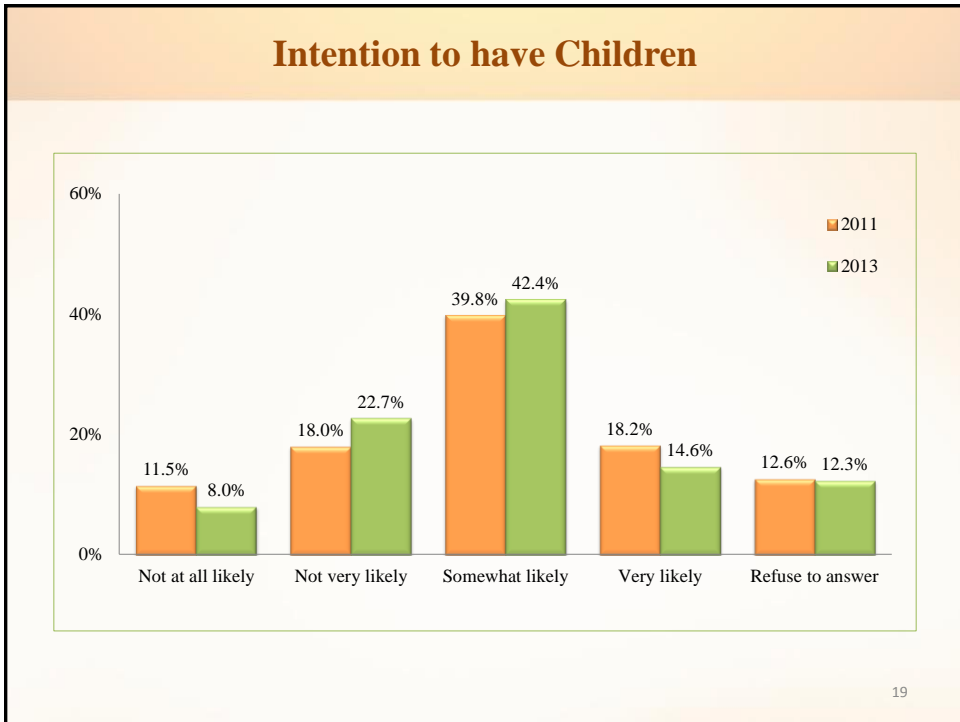


15

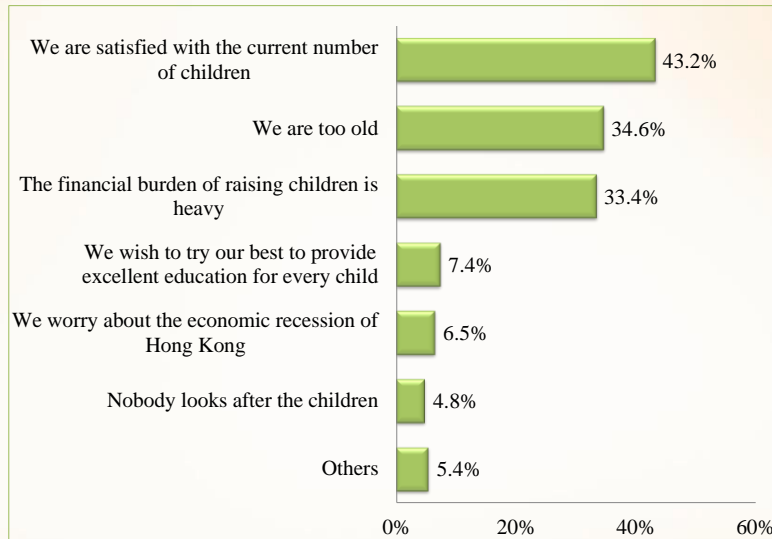
Parenthood

16





Reasons for not to have More Children Among Parents aged 18-54



21

Parental Stress (%)

	Strongly disagree	Disagree	Neutral	Agree	Strongly agree	Refuse to answer
More tired than before	2.4	14.5	9.5	60.7	11.3	1.6
Large part of my life is controlled by the needs of children	4.0	19.8	11.6	52.4	10.8	1.4
Had no personal time	3.6	23.8	10.6	50.7	9.7	1.6
I feel that my ability falls short of my wishes when handling children's problems	4.1	28.2	19.5	41.7	4.7	1.8
Have more conflicts with my partner than before	5.9	32.9	18.3	35.9	3.4	3.7
No one provides help when I am in need	6.1	39.1	16.4	32.8	3.7	2.0
My family encounters financial difficulties	6.0	37.6	17.4	32.9	4.5	1.6
The relationship with my partner is better than before	1.4	15.8	38.6	37.8	2.6	3.7
Exchange the experience of raising children with other parents more frequently	1.5	13.2	13.8	62.8	6.9	1.7
Happier than before	1.0	6.8	26.5	59.3	4.5	2.0

22

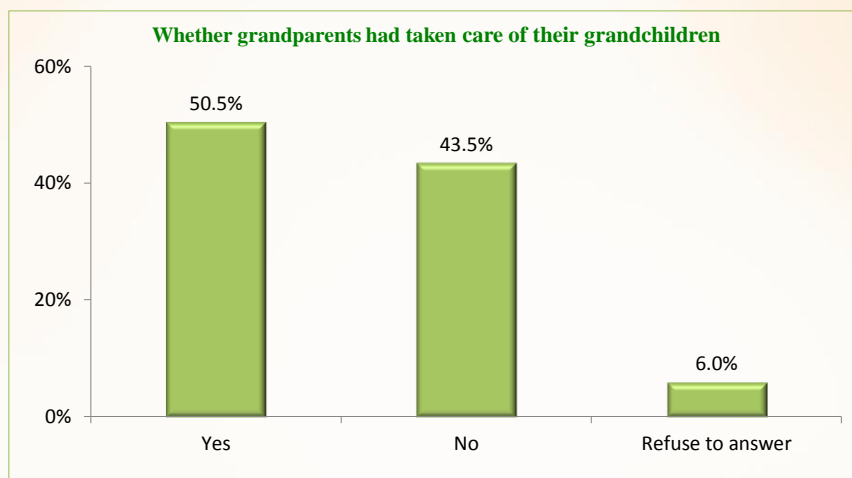
Mean Scores¹ of Parental Stress

	Married/ cohabiting with child		Divorced/ separated		Widowed	
	M	F	M	F	M	F
More tired than before	3.55	3.73	3.33	4.03	3.13	3.64
Large part of my life is controlled by the needs of children	3.32	3.56	2.83	3.82	3.23	3.59
Had no personal time	3.19	3.51	3.14	3.78	3.12	3.55
I feel that my ability falls short of my wishes when handling children's problems	3.03	3.15	3.32	3.65	3.00	3.26
Have more conflicts with my partner than before	2.88	2.96	3.49	3.69	-	-
No one provides help when I am in need	2.77	2.89	2.78	3.22	2.87	3.09
My family encounters financial difficulties	2.76	2.91	2.93	3.42	3.12	3.19
The relationship with my partner is better than before	2.57	2.73	3.60	3.71	-	-
Exchange the experience of raising children with other parents more frequently	2.52	2.23	2.86	2.35	2.63	2.38
Happier than before	2.34	2.39	2.44	2.72	2.54	2.36

¹ Scores were expressed in Likert scale of 5, with "1" denoting "strongly disagree" and "5" denoting "strongly agree".

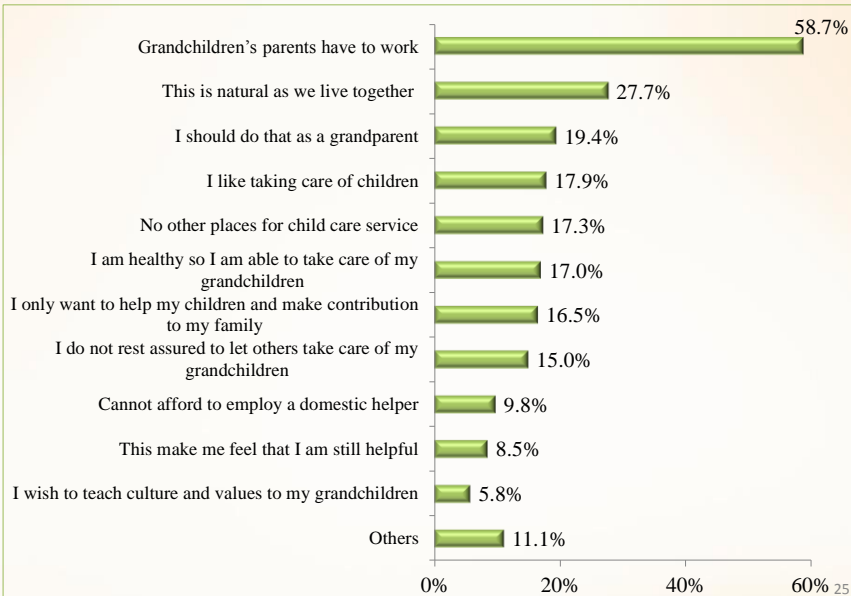
23

Taking Care of Grandchildren

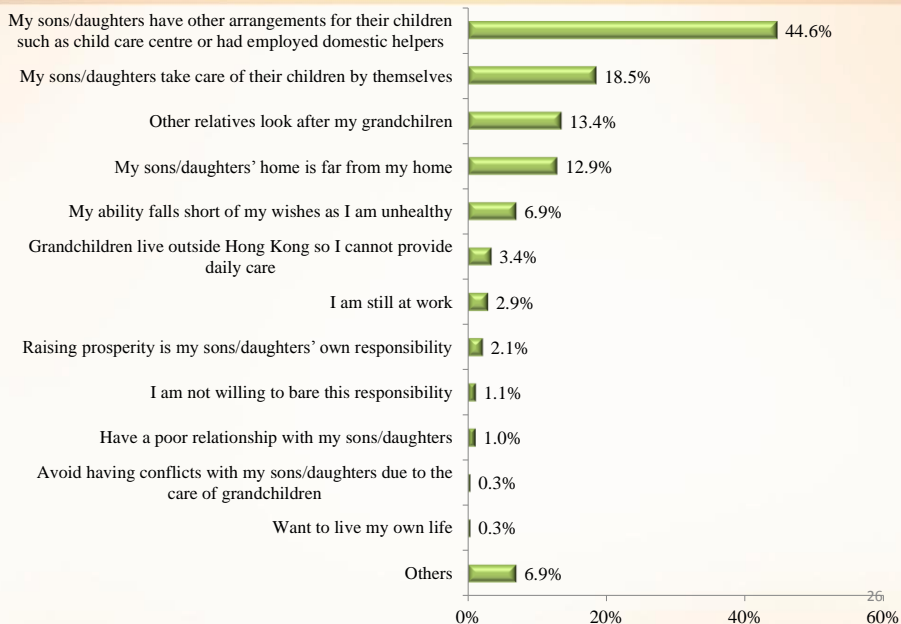


24

Reasons for Taking Care of Grandchildren



Reasons for not Taking Care of Grandchildren



Family Functioning and Satisfaction with Family Life


27

Chinese Family Assessment Instrument (CFAI)

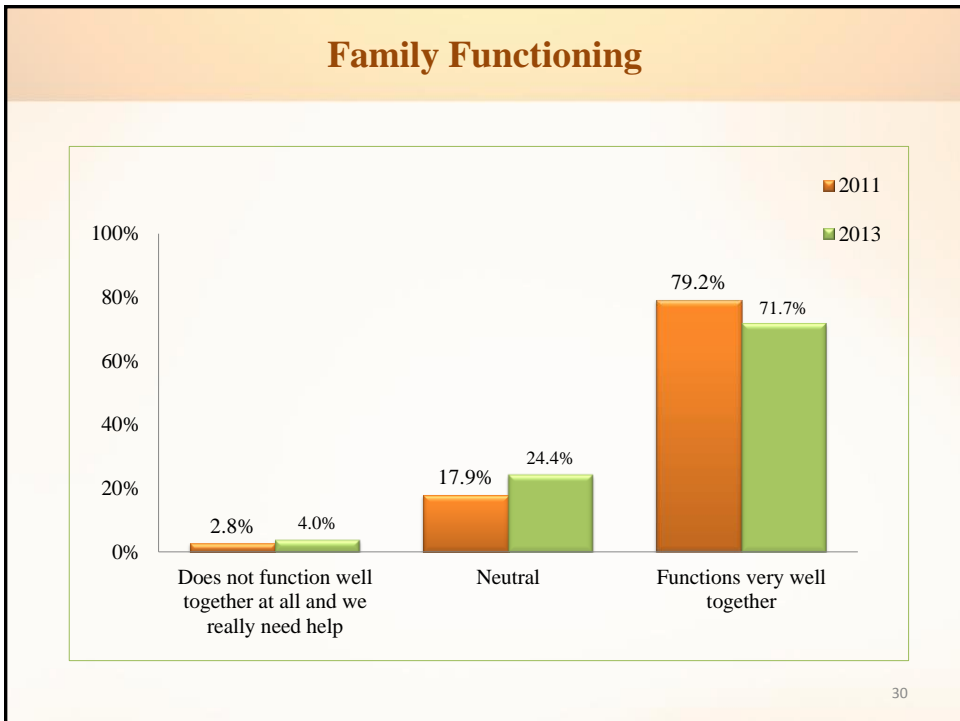
- The **Chinese Family Assessment Instrument (CFAI)** (by Daniel T.L. Shek) is a 33-item instrument which can be classified into the following five dimensions to assess family functioning:

- (1) Mutuality (相互關係);
- (2) Communication and Cohesiveness (溝通);
- (3) Conflict and Harmony (衝突及和洽);
- (4) Parental Concern (家長的關心); and
- (5) Parental Control (家庭的控制)

28

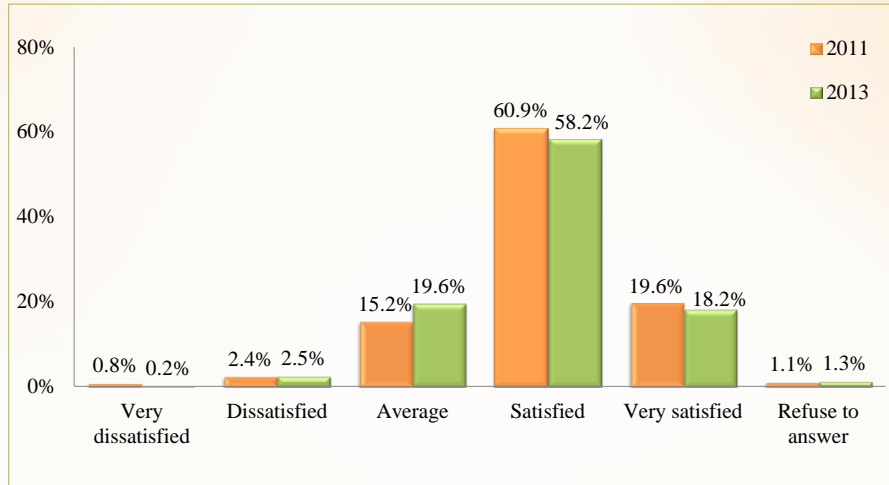


29



30

Satisfaction with Family Life



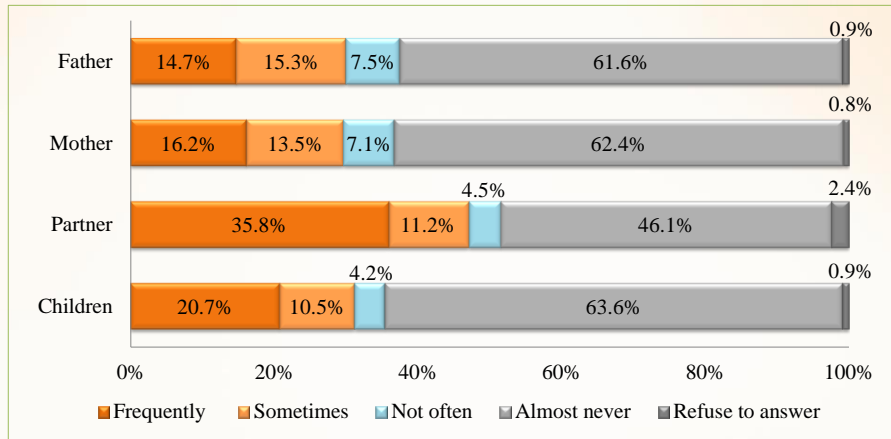
31

Time Spent with Family Members per Week (%)

	Year	Father	Mother	Partner	Children
None	2013	16.6	11.7	8.2	16.2
	2011	22.8	19.1	8.4	20.5
< 30 minutes	2013	35.0	32.1	19.2	25.7
	2011	40.1	38.8	25.5	32.0
31 – 60 minutes	2013	9.1	9.6	9.2	10.7
	2011	8.2	8.9	11.2	10.4
1 hour to < 2 hours	2013	17.1	17.0	12.4	11.4
	2011	11.1	11.4	14.1	10.6
2 hours to < 4 hours	2013	7.3	10.0	9.4	7.8
	2011	6.2	8.9	10.7	7.5
≥ 4 hours	2013	13.4	18.0	39.2	26.9
	2011	11.6	12.8	30.1	19.0
Overall		100.0	100.0	100.0	100.0

32

Frequency in use of Modern Technologies in Communication with Family Members

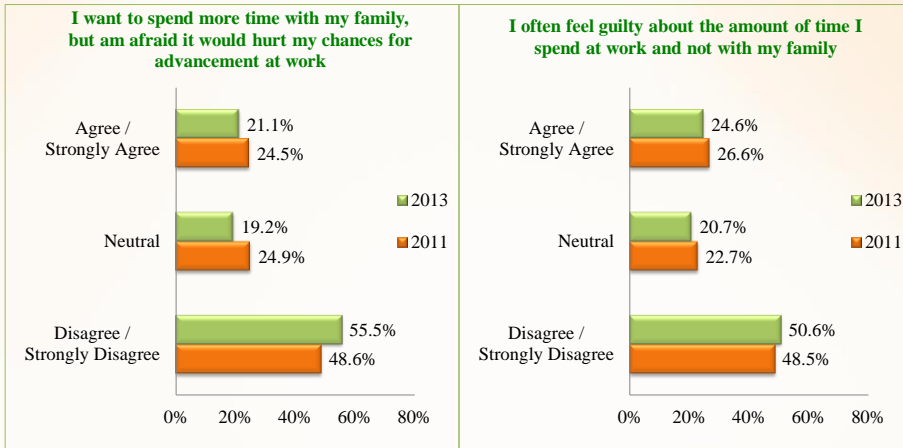


33

Balancing Work and Family

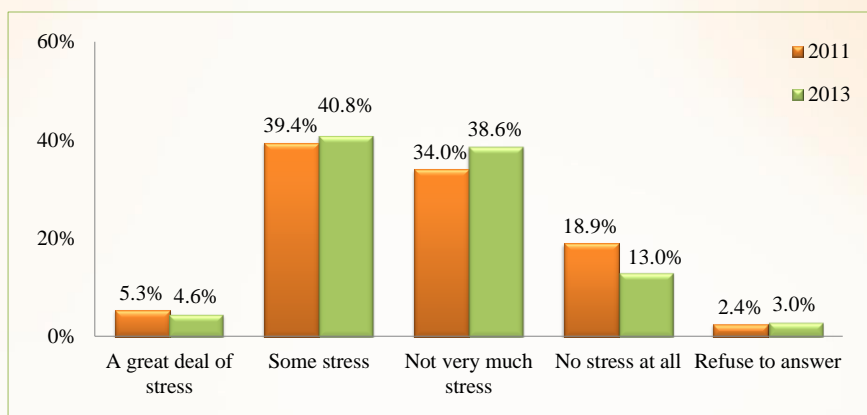
34

Views on Balancing Work and Family

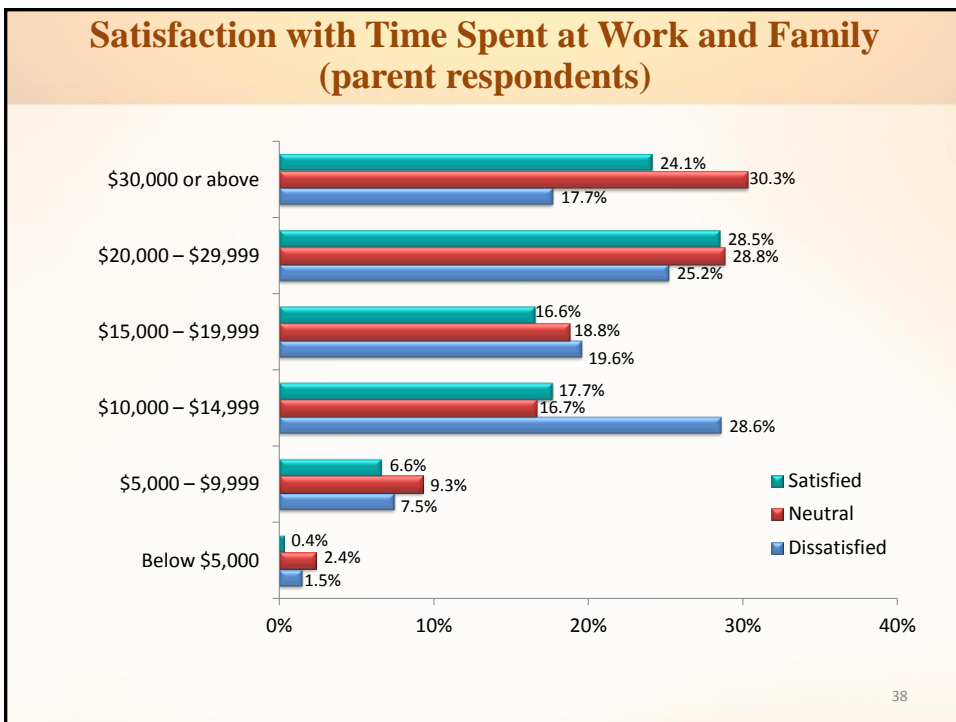
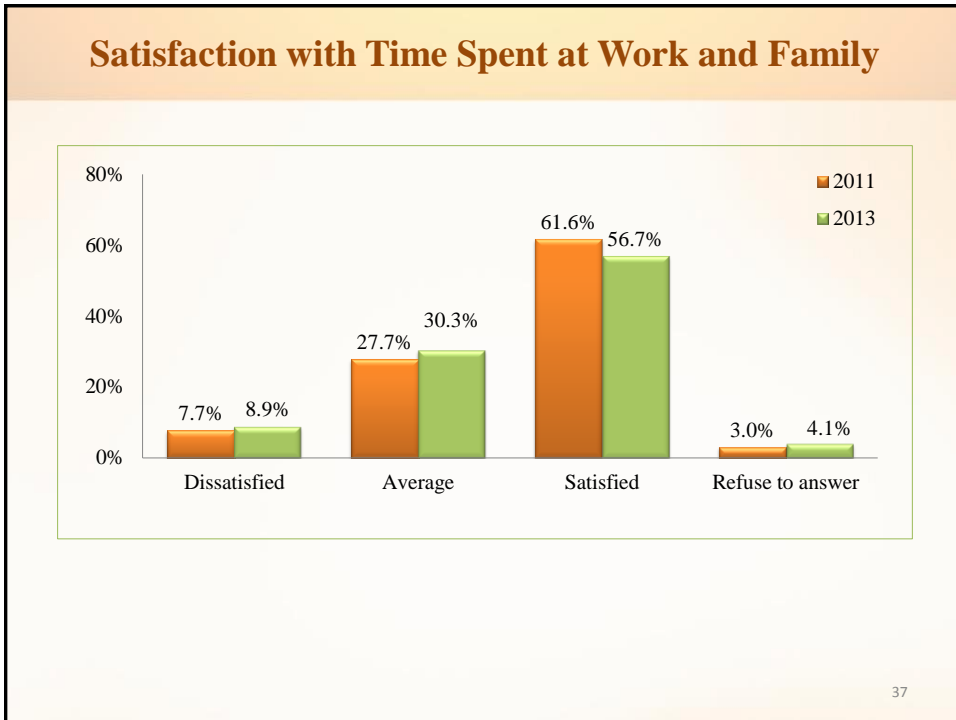


35

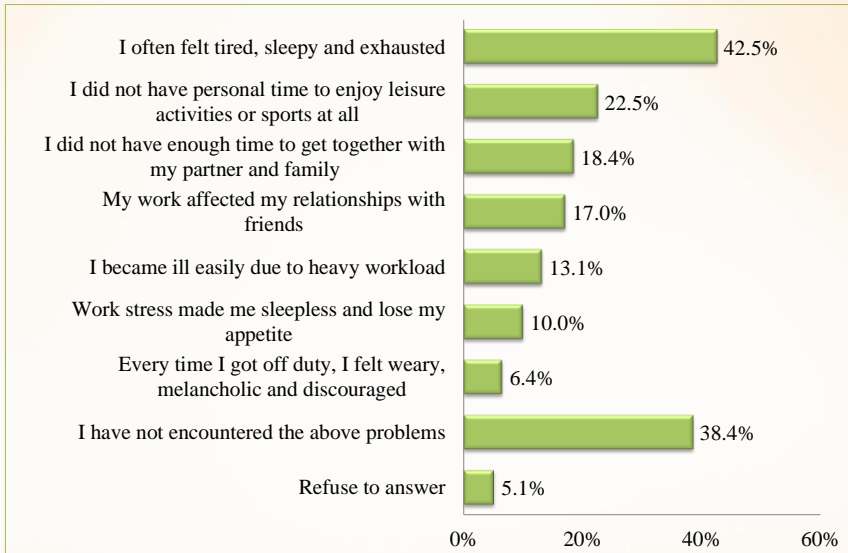
Stress in balancing Work and Family



36

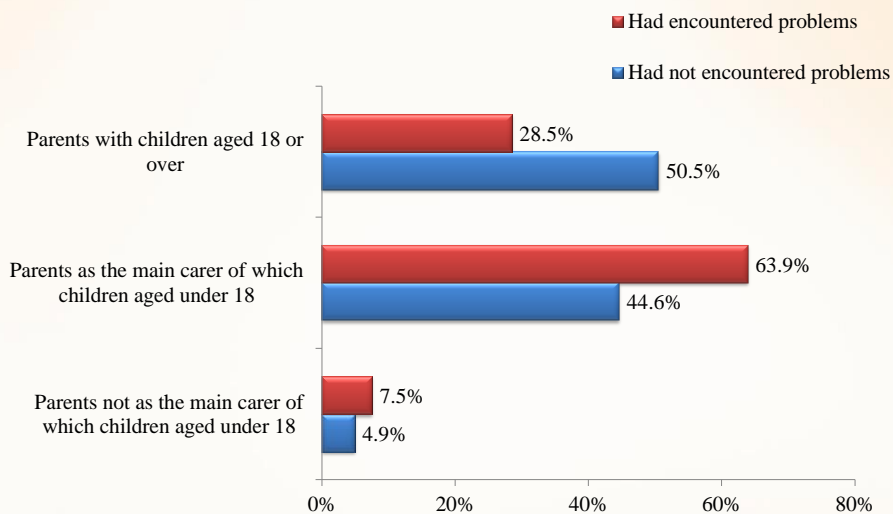


Problems associated with Poor Work-life Balance

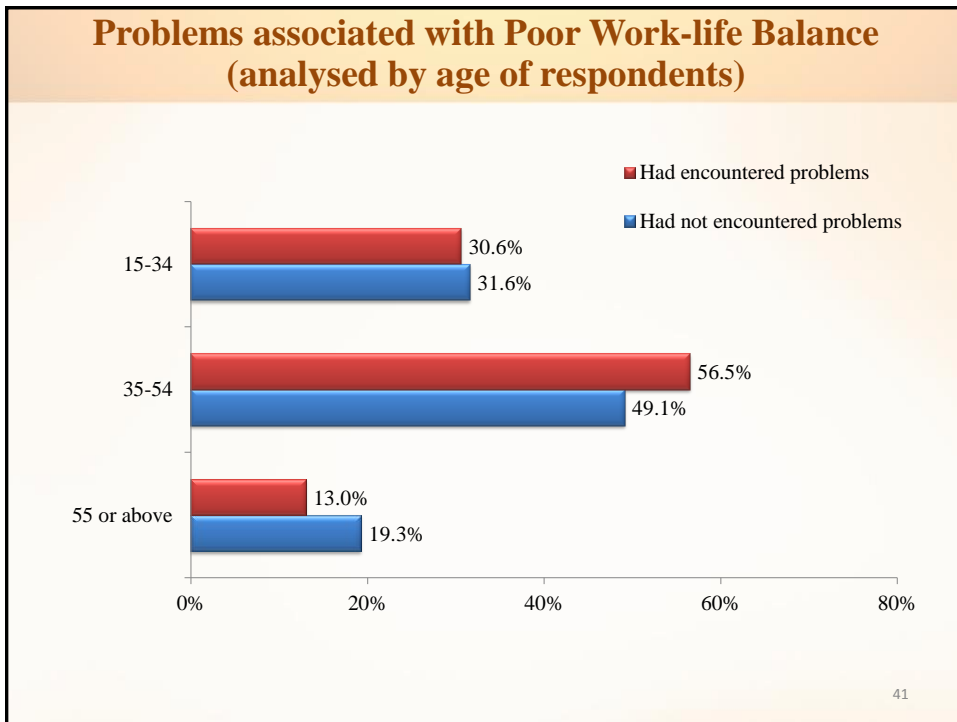


39

Problems associated with Poor Work-life Balance (analysed by age and carer of children)



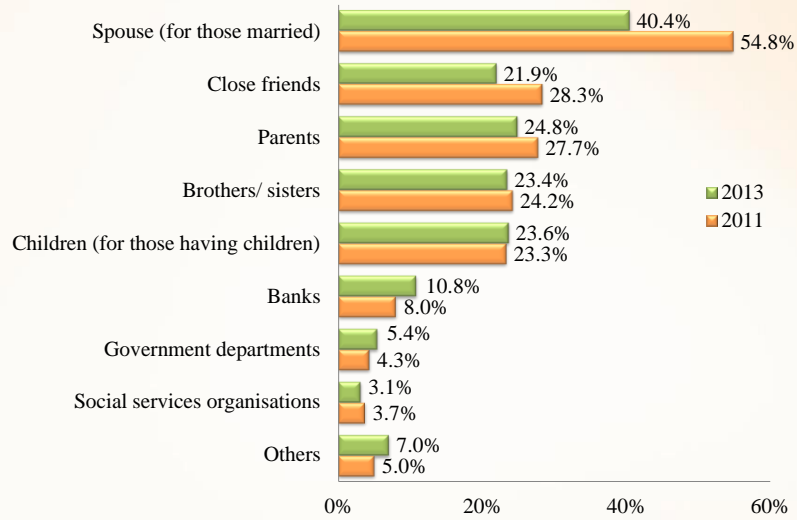
40



Social Support Network

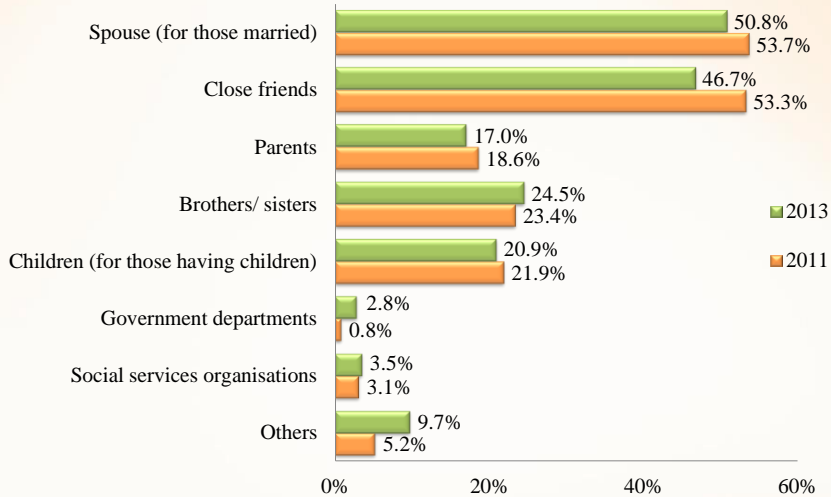
42

Help Seeking Behaviour - Financial Problems



43

Help Seeking Behaviour - Emotional Problems



44

Major Observations

1. Traditional values are still strong, but there is a declining trend (marriage, singlehood, cohabitation, divorce) – **protective / risk factors**
2. Strong sense of family (living with parents), filial piety and involvement of grandparents – **protective factor**
3. Majority of the respondents (64%) regarded raising children to be stressful and they welcomed help from grandparents. Although stressful, they enjoyed the parenthood – **protective / risk factors**

45

Major Observations

4. Family functioning and satisfaction with family slightly dropped from 2011 to 2013, although overall level was acceptable – **protective / risk factors**
5. Limited family communication but the situation gradually improved – **risk factor**
6. Roughly half of the respondents had work-life balance stress, roughly half were satisfied with the work-life balance – **risk factor**
7. Family is the major source of help when encountering difficulties – **protective factor**

46

Insights

- Collective wisdom
- Formulate concrete plans
- Build a caring and inclusive society
- We need more research and scientific evidence

47

Thank You

48